

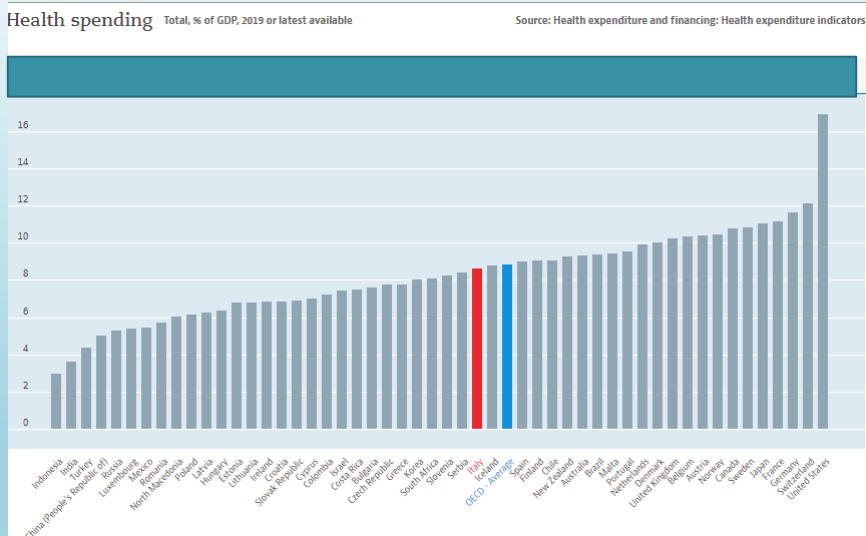
La spesa sanitaria

<https://www.oecd.org/health/health-data.htm>

<https://www.worldbank.org/en/topic/health>

- Nel 2022, la media della spesa sanitaria in % al PIL nei paesi OCSE è stata 9.2% (16.6% negli USA). **In Italia 9.0%** inferiore a Germania (12.7%) e Francia (21.1)
- Nel 1970 ma media OCSE* era 4.6% (6% negli USA).
- Nel 2022, la media della spesa **sanitaria pubblica** in % al PIL nei paesi OCSE è stata 7% (14.1% negli USA). **In Italia 6.8%**

La spesa sanitaria - %PIL



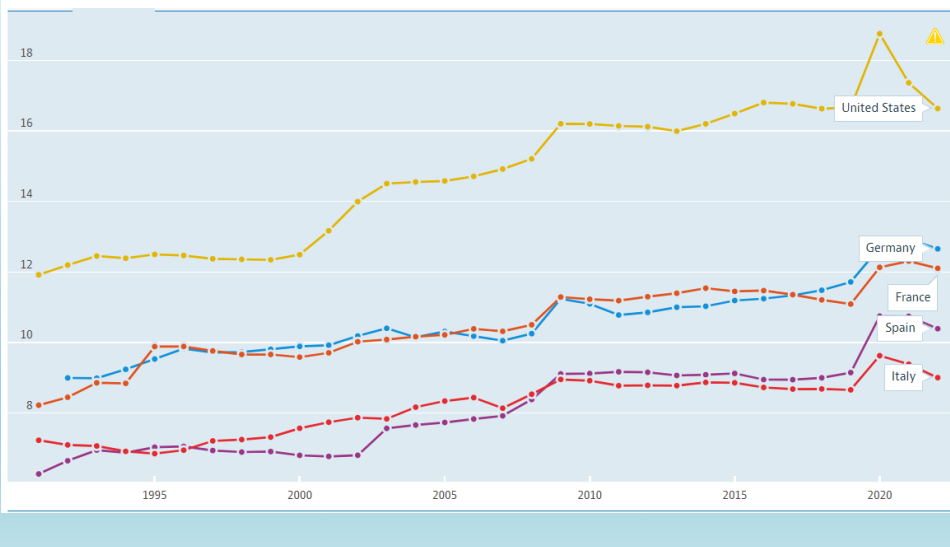
Source: OECD

La spesa sanitaria - %PIL

Health spending

Total, % of GDP, 1991 - 2022

Source: Health expenditure and financing: Health expenditure indicators

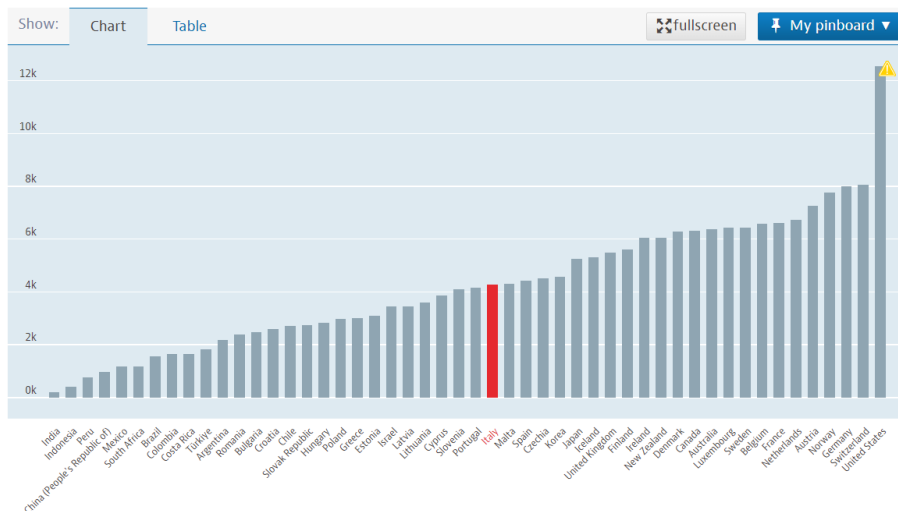


La spesa sanitaria pro-capite

Health spending

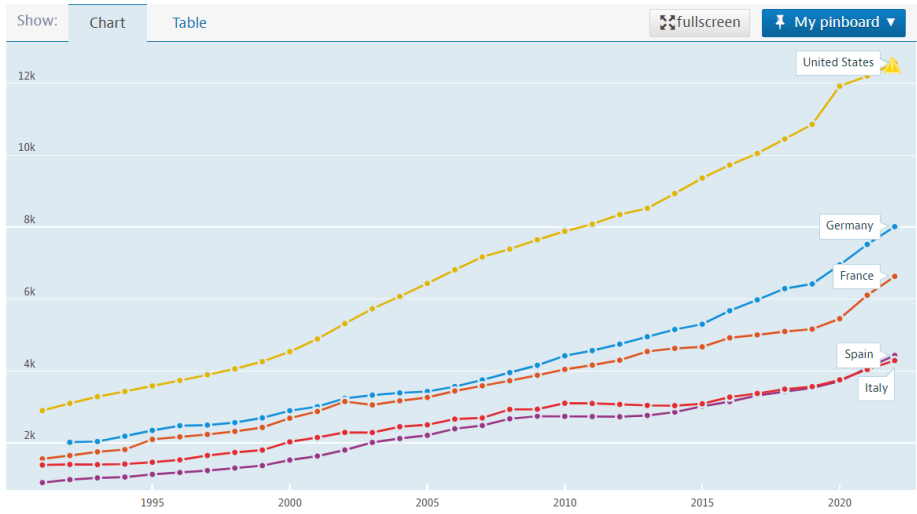
Total, US dollars/capita, 2022 or latest available

Source: Health expenditure and financing: Health expenditure indicators



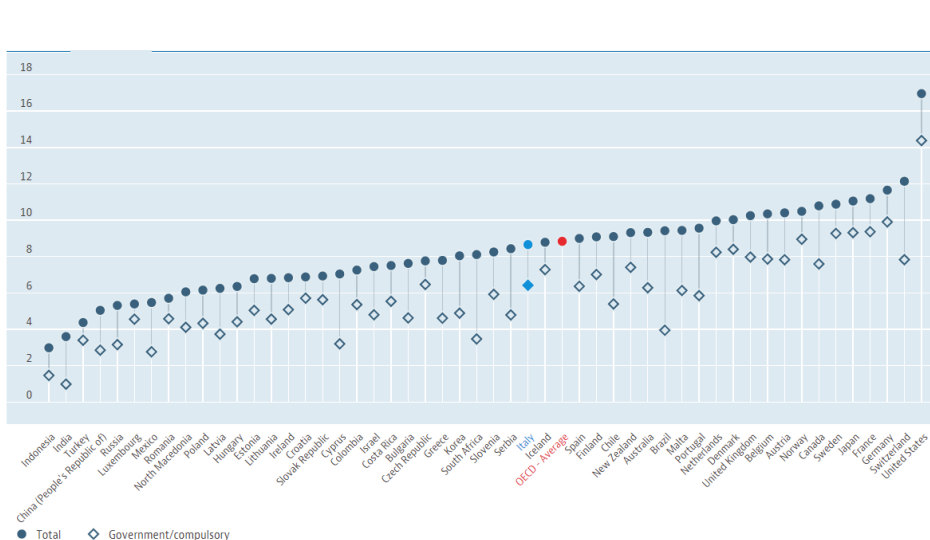
La spesa sanitaria pro-capite

Health spending Total, US dollars/capita, 1991 - 2022 Source: Health expenditure and financing: Health expenditure indicators

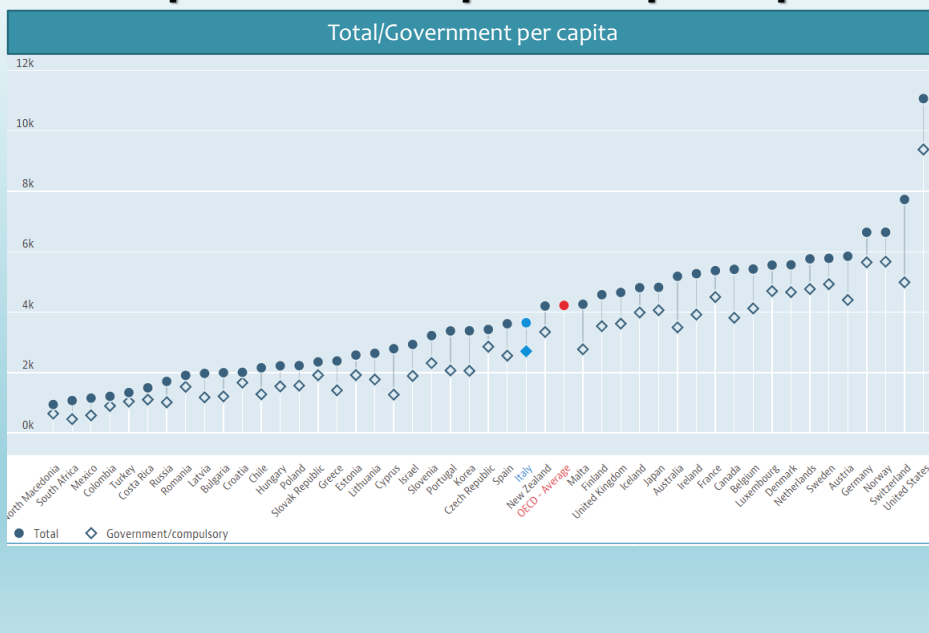


La spesa sanitaria pubblica - %PIL

Health spending Total / Government/compulsory, % of GDP, 2019 or latest available Source: Health expenditure and financing: Health expenditure indicators

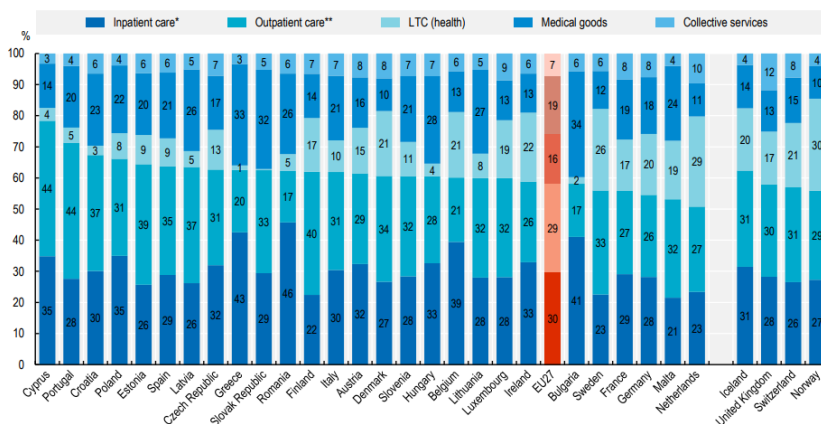


La spesa sanitaria pubblica pro-capite



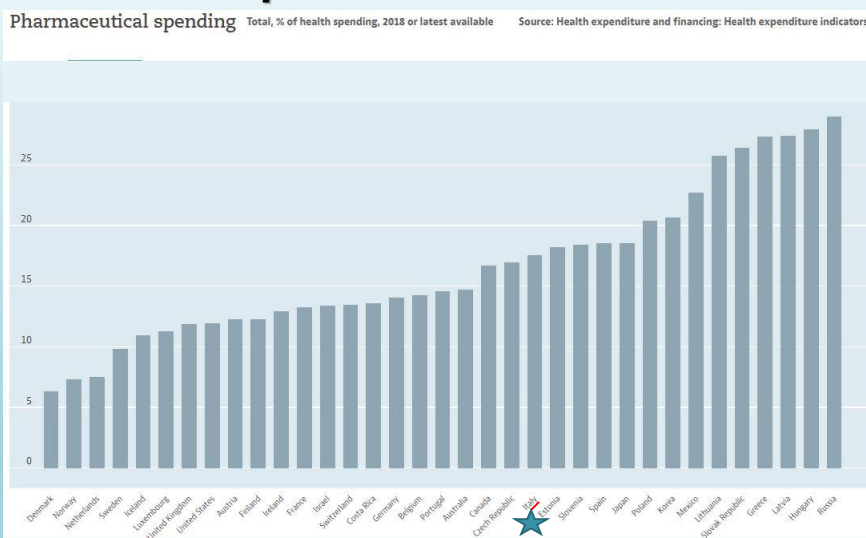
Composizione della spesa sanitaria

Figure 5.9. Health expenditure by function, 2020 (or nearest year)



Note: Countries are ranked by curative-rehabilitative care as a share of health expenditure. The EU average is weighted. *Refers to curative-rehabilitative care in inpatient and day care settings. **Includes home care and ancillary services and can be provided in ambulatory care settings or hospitals. Source: OECD Health Statistics 2022.

Spesa farmaceutica

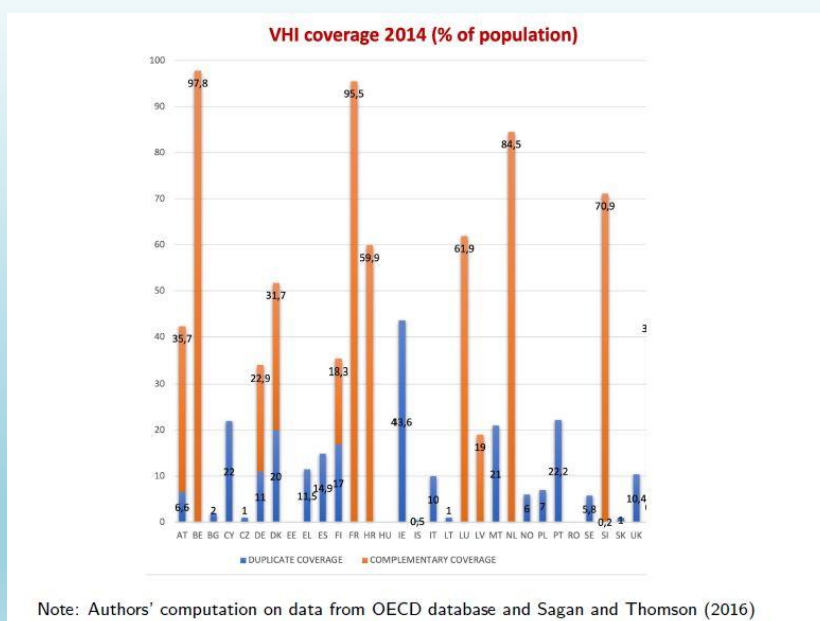


Il finanziamento della spesa

- I Sistemi sanitari finanziano la spesa da diverse fonti
- Pubblico (Government/compusory)
 - ▣ tassazione e/o contributi sociali (in Italia anche imposte regionali)
- Privato
 - ▣ OOP (out-of-pocket, pagata dal paziente, senza rimborso)
 - ▣ assicurazione sanitaria privata (ASP complementare vs duplicativa/sostitutiva)

Assicurazione sanitaria privata (definizione OECD)

- **Duplicate** → offers coverage for health services already included under government health insurance, while also giving access to different providers (e.g., private hospitals) or levels of service (e.g., faster access to care);
- **Complementary** → complements coverage of government/compulsory insured services by covering all or part of the residual costs not otherwise reimbursed (e.g., cost-sharing, co-payments).



Le agevolazioni fiscali

- In molti paesi sono previste agevolazioni fiscali per le spese sanitarie private (OOP e/o ASP). La ratio è «l'effetto decongestione»
 - ▣ l'espansione del settore sanitario privato riduce la pressione sul sistema sanitario pubblico, migliorando così sia l'accesso che la qualità delle cure per i pazienti del settore pubblico

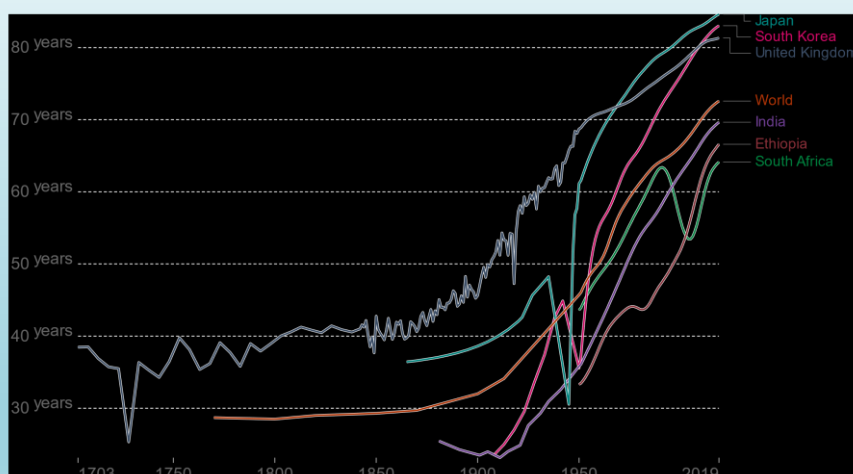
TUTTAVIA

- Le agevolazioni fiscali riducono il bilancio disponibile
- L'espansione del settore privato potrebbe sottrarre risorse (es. personale) al settore pubblico
- Il sostegno «politico» all'assistenza sanitaria finanziata con fondi pubblici potrebbe diminuire

Spendere di + assicura una salute migliore?

Life expectancy, 1703 to 2019

OurWorld
in Data



Source: Riley (2005), Clio Infra (2015), and UN Population Division (2019)

OurWorldinData.org/life-expectancy • CC BY

Note: Shown is period life expectancy at birth, the average number of years a newborn would live if the pattern of mortality in the given year were to stay the same throughout its life.

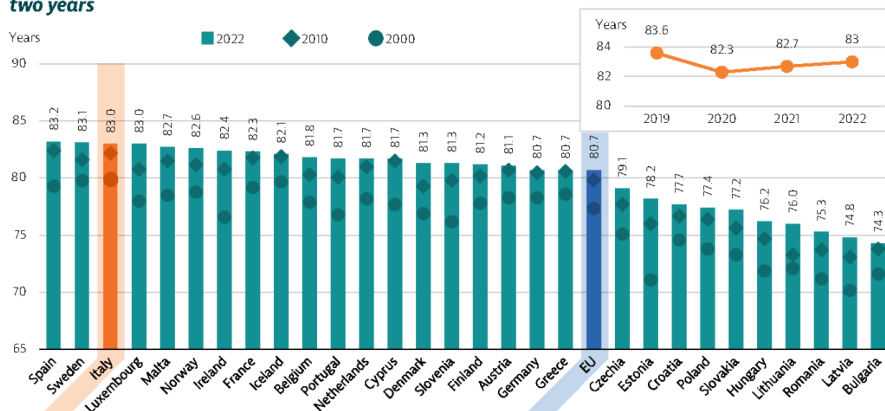
<https://data.oecd.org/healthstat/life-expectancy-at-birth.htm#indicator-chart>



SAPIENZA
UNIVERSITÀ DI ROMA

- Life expectancy at birth. Men / Total / Women, Years, 2021 or latest available
- <https://data.oecd.org/chart/6Onk>
- Potential years of life lost. Total, Per 100 000 inhabitants aged 0-69, 2020 or latest available
- <https://data.oecd.org/chart/6Onl>
- Deaths from cancer. Total, Per 100 000 persons, 2020 or latest available
- <https://data.oecd.org/chart/6Onm>
- Alcohol consumption Total, Litres/capita (aged 15 and over), 2021 or latest available
- <https://data.oecd.org/chart/6Ono>

Figure 1. Following a large decline in 2020, Italy's life expectancy partially recovered in the subsequent two years



Notes: The EU average is weighted. The 2022 data are provisional estimates from Eurostat that may be different from national data and may be subject to revision. Data for Ireland refers to 2021.

Source: Eurostat Database.

Healthy life expectancy vs. health expenditure per capita, 2014



Healthy life expectancy, defined as the average number of years lived free from disability or disease burden, versus average per capita health expenditure measured in 2011 international-\$.
 Source: IHME (2017), World Bank – WDI



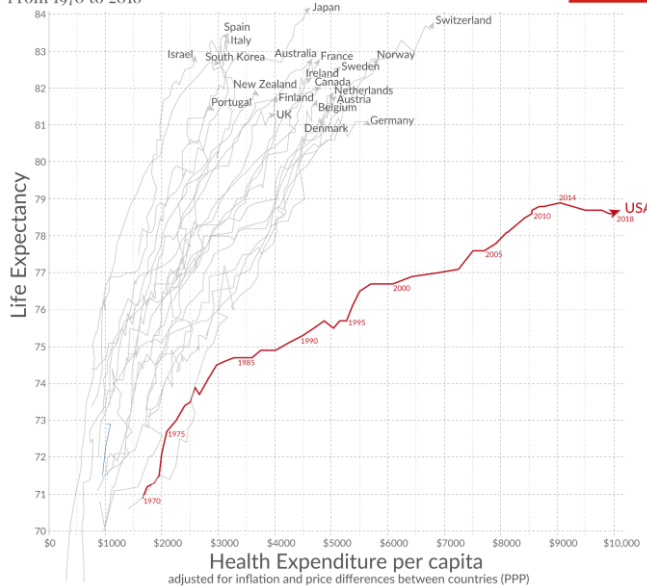
Source: IHME (2017), World Bank – WDI

CC BY

Life expectancy vs. health expenditure

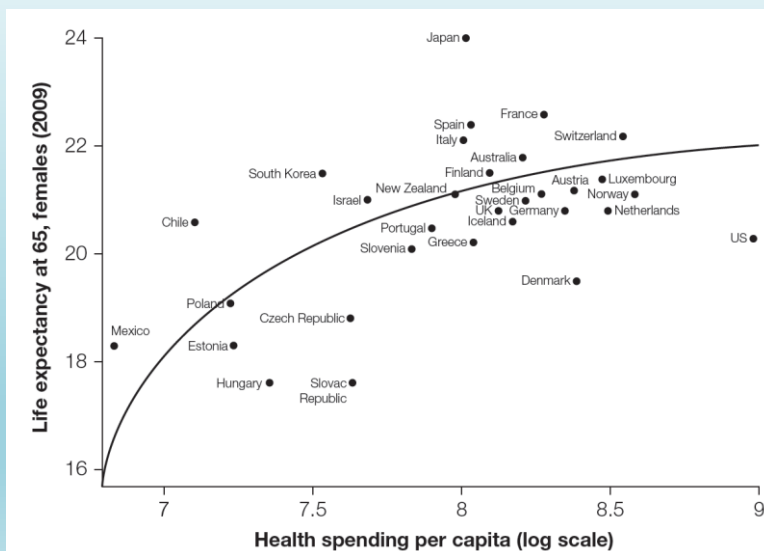


From 1970 to 2018



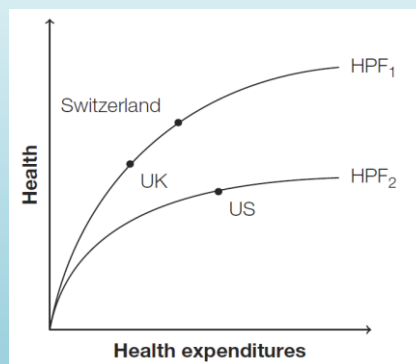
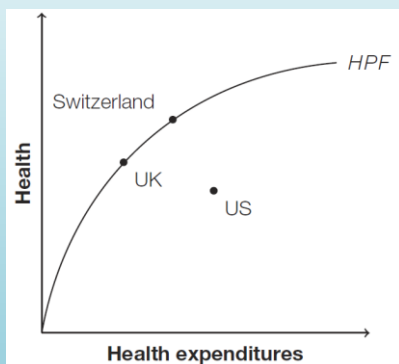
Data source: OECD — Note: Health spending measures the consumption of health care goods and services, including personal health care (curative care, rehabilitative care, long-term care, ancillary services, and medical goods) and collective services (prevention and public health services as well as health administration), but excluding spending on investments. Shown is total health expenditure (financed by public and private sources). Licensed under CC-BY by the author Max Roser.
 OurWorldinData.org – Research and data to make progress against the world's largest problems.

Life expectancy and health spending



Bhattacharya, Hyde and Tu (2014)

Differing inherent levels of health



Sistemi sanitari a confronto

- E se i diversi paesi
 - ▣ hanno livelli specifici di salute?
 - ▣ hanno preferenze diverse?
 - ▣ differiscono nel livello di disuguaglianza sanitaria?

- Allora il grafico precedente non dice molto circa l'efficacia dei diversi sistemi sanitari nazionali