

BUSINESS AVIATION TRAFFIC TRACKER EUROPE

DECEMBER 2023



EUROPEAN BUSINESS AVIATION ASSOCIATION



DEPARTURES, ARRIVALS, INTERNALS AND OVERFLIGHTS (DAIO) REPORT

TOTAL BUSINESS AVIATION FLIGHTS



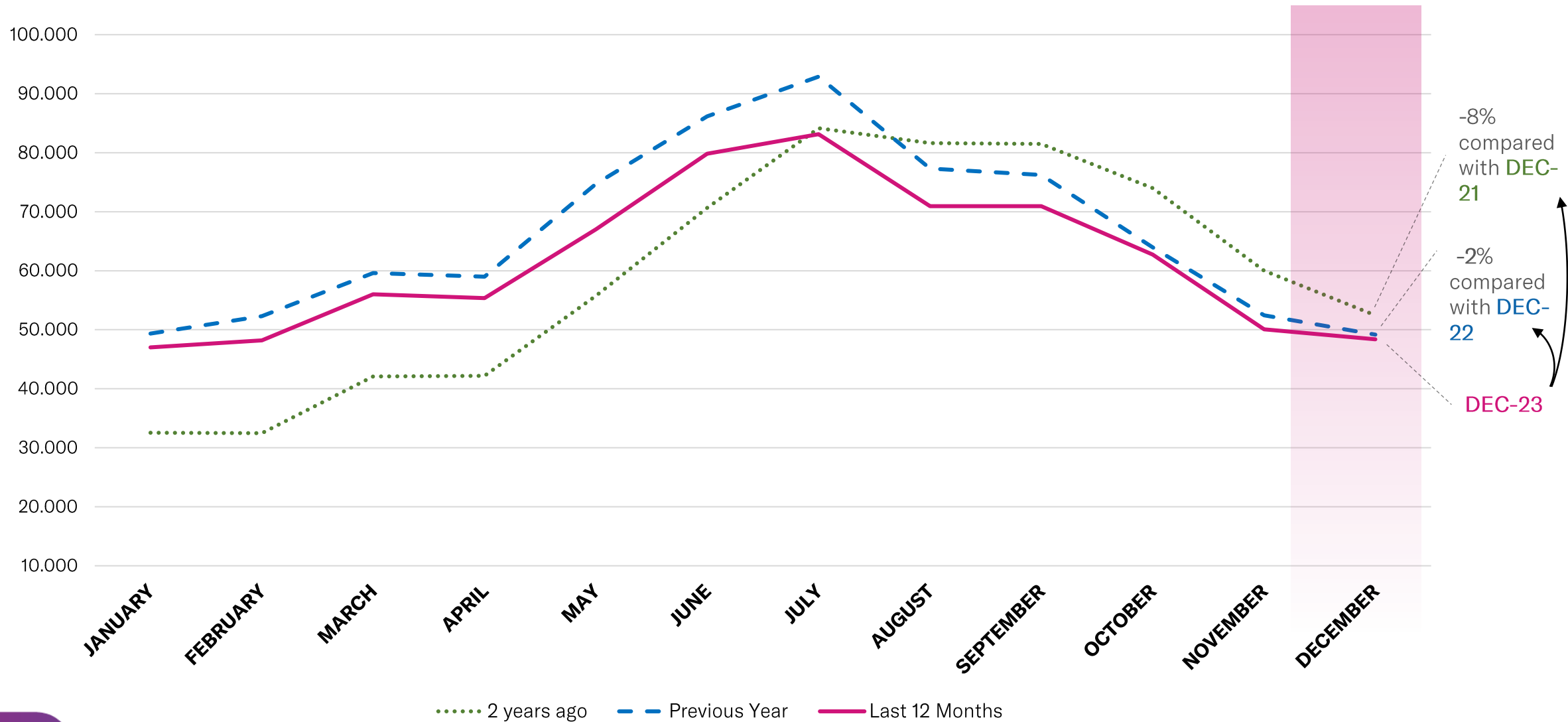
Business Aviation (ECAC Area)

	ARRIVAL			DEPARTURE			INTERNAL			OVERFLIGHT			PREVIOUS YEAR	CURRENT YEAR	GROWTH
	Previous Year	Current Year	Growth	Previous Year	Current Year	Growth	Previous Year	Current Year	Growth	Previous Year	Current Year	Growth			
Jan 2023	3.785	3.036	-19,8%	3.548	2.825	-20,4%	41.167	40.633	-1,3%	832	462	-44,5%	49.332	46.956	-4,8%
Feb 2023	3.432	2.642	-23,0%	3.241	2.578	-20,5%	45.034	42.543	-5,5%	607	379	-37,6%	52.314	48.142	-8,0%
Mar 2023	3.418	3.315	-3,0%	3.408	3.257	-4,4%	52.131	48.909	-6,2%	654	469	-28,3%	59.611	55.950	-6,1%
Apr 2023	3.161	3.232	2,2%	3.046	3.069	0,8%	52.300	48.589	-7,1%	417	422	1,2%	58.924	55.312	-6,1%
May 2023	3.764	3.610	-4,1%	3.566	3.374	-5,4%	66.767	59.614	-10,7%	450	422	-6,2%	74.547	67.020	-10,1%
Jun 2023	4.306	4.269	-0,9%	4.022	3.922	-2,5%	77.277	71.129	-8,0%	352	333	-5,4%	85.957	79.653	-7,3%
Jul 2023	4.265	3.765	-11,7%	4.291	3.889	-9,4%	83.853	75.177	-10,3%	291	324	11,3%	92.700	83.155	-10,3%
Aug 2023	3.692	3.486	-5,6%	3.741	3.510	-6,2%	69.432	63.694	-8,3%	269	253	-5,9%	77.134	70.943	-8,0%
Sep 2023	4.033	3.468	-14,0%	3.928	3.416	-13,0%	67.741	63.684	-6,0%	386	369	-4,4%	76.088	70.937	-6,8%
Oct 2023	3.649	3.629	-0,5%	3.807	3.744	-1,7%	55.860	55.751	-0,2%	504	429	-14,9%	63.820	63.553	-0,4%
Nov 2023	3.234	3.072	-5,0%	3.194	3.020	-5,4%	45.443	43.512	-4,2%	482	482	0,0%	52.353	50.086	-4,3%
Dec 2023	3.001	2.875	-4,2%	3.116	3.023	-3,0%	42.414	41.932	-1,1%	611	560	-8,3%	49.142	48.390	-1,5%
Grand Total	43.740	40.399	-7,6%	42.908	39.627	-7,6%	699.419	655.167	-6,3%	5.855	4.904	-16,2%	791.922	740.097	-6,5%

DEPARTURES, ARRIVALS, INTERNALS AND OVERFLIGHTS (DAIO) REPORT

TOTAL BUSINESS AVIATION FLIGHTS

EBAA TRAFFIC TRACKER - DECEMBER 2023



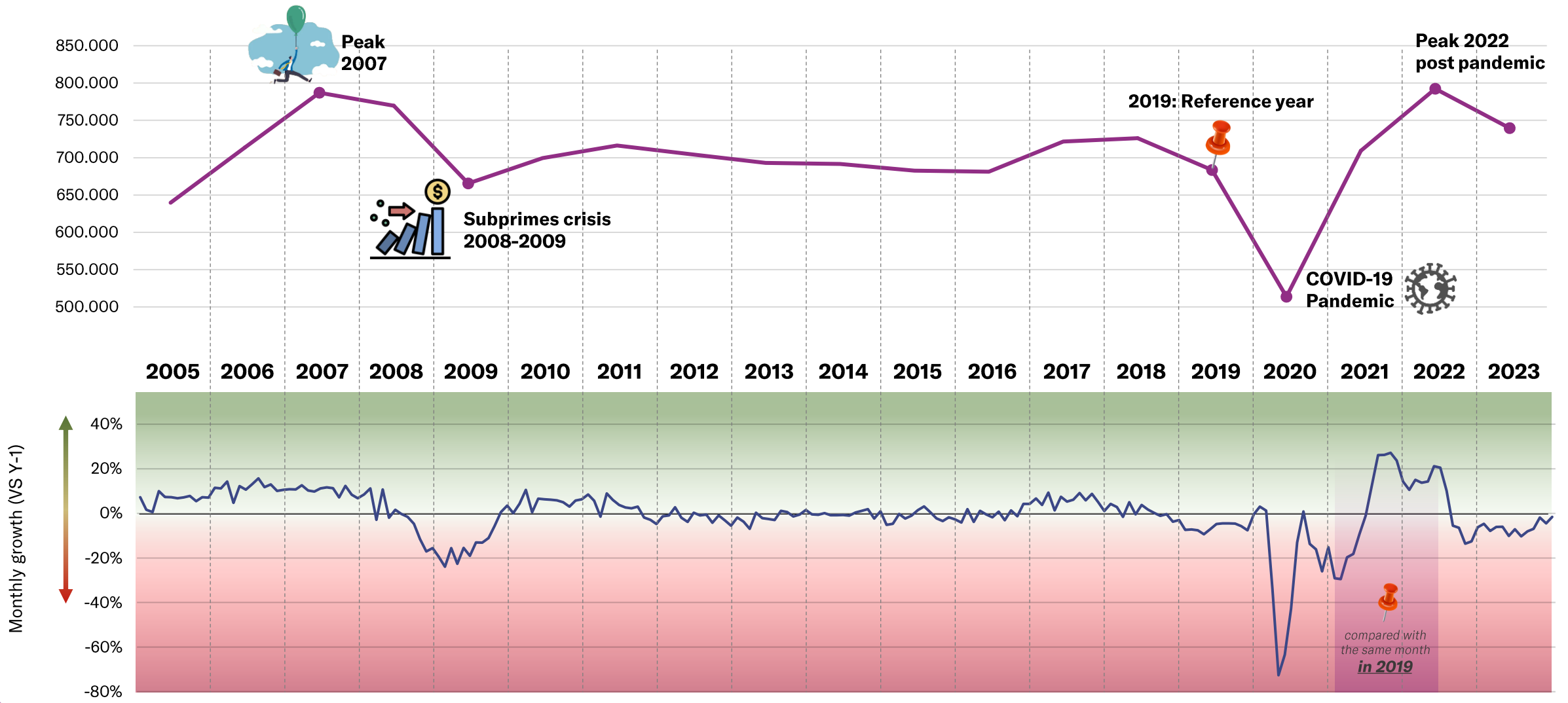
This report is made possible thanks to EUROCONTROL and WINGX ADVANCE - www.ebaa.org

BUSINESS AVIATION IN EUROPE : 2005 – NOW

MONTHLY ACTIVITY AND GROWTH



EBAA TRAFFIC TRACKER - DECEMBER 2023



EUROPEAN STATES – STATE OF PLAY

« YEAR-TO-DATE » details in Europe (flights from january onwards)



STATE OF PLAY - YTD (from january onwards)

	MONTH CURRENT YEAR	MONTH GROWTH	YTD CURRENT YEAR	YTD GROWTH
FRANCE	15.496	-2%	253.046	-7%
UNITED KINGDOM	14.469	-3%	207.848	-7%
GERMANY	11.680	-8%	176.800	-8%
ITALY	7.389	-7%	151.989	-4%
SPAIN	6.443	0%	114.656	-5%
SWITZERLAND	7.663	-6%	97.896	-7%
TURKEY	3.090	-4%	54.984	5%
GREECE	1.575	-6%	41.890	-6%
SWEDEN	3.172	5%	41.850	0%
AUSTRIA	3.160	-7%	40.896	-10%
NORWAY	2.984	-5%	39.746	-7%
NETHERLANDS	1.857	-9%	28.521	-14%
BELGIUM	1.994	-9%	27.965	-9%
POLAND	1.703	-3%	22.776	-4%
CZECH REPUBLIC	1.424	2%	20.811	-3%
PORTUGAL	1.162	3%	20.395	-3%
IRELAND	1.049	-3%	16.835	-4%
CROATIA	435	-20%	15.174	-5%
DENMARK	998	7%	14.611	-10%
FINLAND	1.221	5%	13.872	3%
ROMANIA	880	-6%	12.255	-13%
HUNGARY	597	-26%	10.240	-8%
SERBIA	676	6%	8.484	-7%
CYPRUS	676	12%	8.093	-2%
SLOVAKIA	461	-8%	8.024	4%
LUXEMBOURG	533	-8%	7.231	-7%
BULGARIA	355	6%	5.935	7%
MALTA	273	-23%	4.985	-6%
MONTENEGRO	139	-11%	3.688	-5%
SLOVENIA	229	-13%	3.620	-7%
ICELAND	196	-14%	3.575	-4%
LITHUANIA	176	-24%	2.830	-22%
ESTONIA	170	16%	2.404	-8%
LATVIA	166	-12%	2.337	-15%
BOSNIA AND HERZEGOVINA	127	48%	1.511	-3%
ALBANIA	96	-31%	1.416	-11%
MOLDOVA	90	67%	1.195	52%
MACEDONIA	53	13%	918	-14%
UKRAINE	-	-	-	-


















EBAA TRAFFIC TRACKER - DECEMBER 2023

TOP 10 ACTIVE AIRPORTS – DECEMBER 2023

AVERAGE DAILY BUSINESS AVIATION DEPARTURES

































EBAA TRAFFIC TRACKER - DECEMBER 2023

RANK	ICAO CODE	NAME	MONTH CURRENT YEAR	MONTH GROWTH	YTD CURRENT YEAR	YTD GROWTH
1	LFPB	 Paris Le Bourget	57,0	-10,1%	74,2	-7,6%
2	LSGG	 Geneva	40,3	-9,1%	44,6	-4,9%
3	EGLF	 Farnborough	33,0	-4,3%	39,9	-2,6%
4 	EGGW	 London Luton	30,6	-1,4%	35,5	-5,9%
5 	LFMN	 Nice	30,5	5,2%	49,6	-5,3%
6 	LSZH	 Zurich	30,3	-7,8%	34,3	-7,8%
7 	LIML	 Milan Linate	25,6	2,3%	34,4	4,5%
8 	EGKB	 London Biggin Hill	25,5	-1,5%	29,1	-11,2%
9 	LTBA	 Istanbul Ataturk	18,4	5,0%	21,0	-4,3%
10 	LOWW	 Vienna	17,7	-11,6%	18,2	-11,6%

TOP 30 AIRPORTS – STATE OF PLAY

« YEAR-TO-DATE » details in Europe (flights from january onwards)

STATE OF PLAY - YTD (from january onwards)

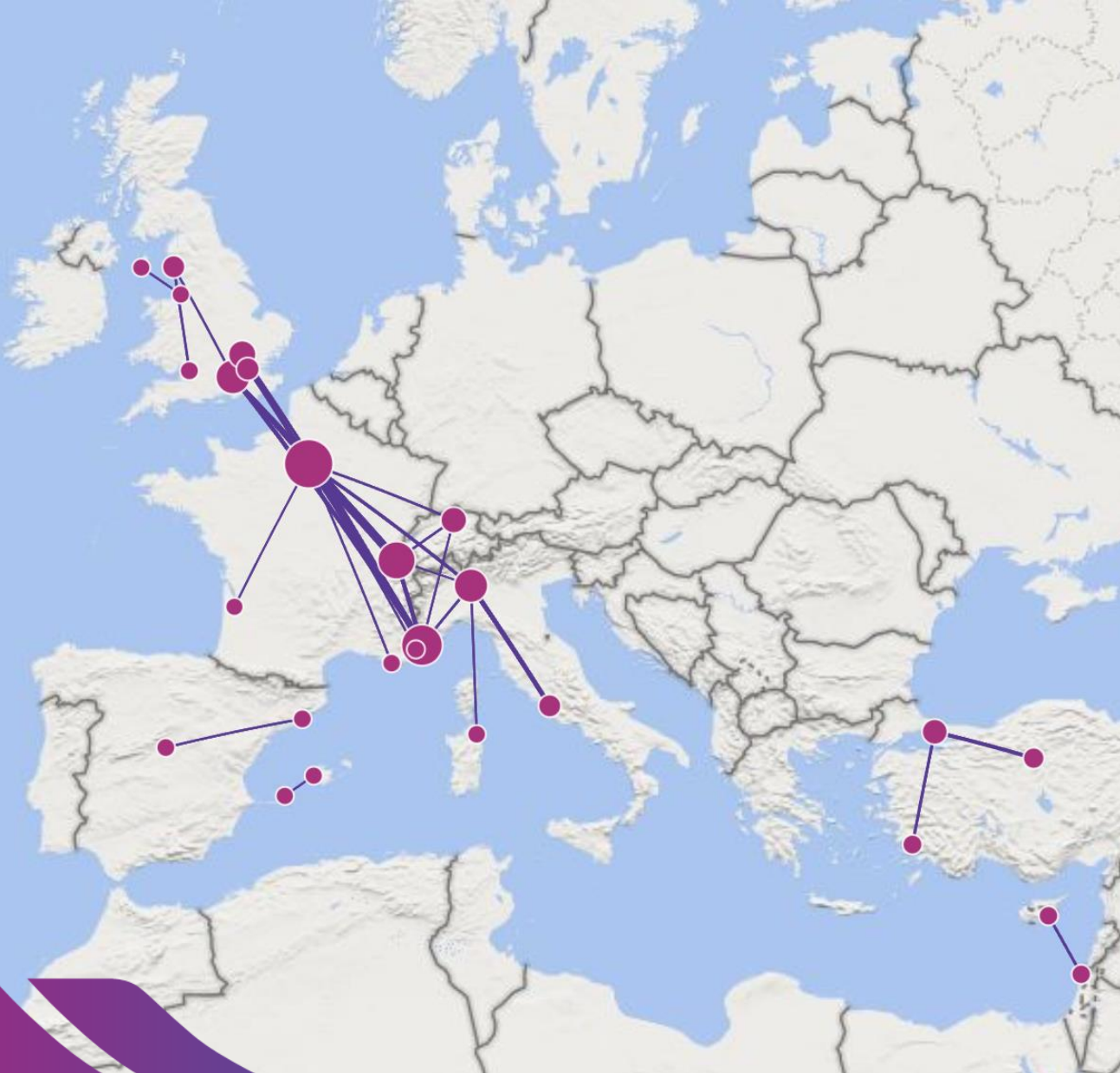
	MONTH CURRENT YEAR	MONTH GROWTH	YTD CURRENT YEAR	YTD GROWTH
 PARIS LE BOURGET	3.666	-9%	55.751	-8%
 NICE CÔTE D'AZUR	1.962	6%	37.425	-6%
 GENEVA INTERNATIONAL	2.687	-8%	34.273	-6%
 FARNBOROUGH	2.092	-4%	29.966	-4%
 LONDON LUTON	1.989	1%	26.661	-8%
 ZURICH	1.917	-9%	25.866	-9%
 MILANO LINATE	1.613	1%	25.757	+4%
 LONDON BIGGIN HILL	1.623	-2%	21.685	-13%
 PALMA DE MALLORCA	790	4%	17.504	-11%
 ROMA CIAMPINO	1.170	-5%	17.129	0%
 ISTANBUL ATATÜRK	1.202	8%	15.691	-4%
 MADRID BARAJAS	1.099	8%	14.754	-3%
 AMSTERDAM SCHIPHOL	959	-11%	14.508	-12%
 IBIZA	346	-3%	14.383	-12%
 ATHENS INTERNATIONAL	650	2%	14.154	-5%
 MALAGA COSTA DEL SOL	852	-3%	13.835	-8%
 BERLIN SCHÖNEFELD	1.003	-2%	13.815	-14%
 WIEN SCHWECHAT	1.142	-11%	13.712	-11%
 PRAGUE VACLAV HAVEL	968	-4%	13.664	-3%
 MÜNCHEN	710	-23%	13.197	-15%
 CANNES MANDELIEU	396	-5%	12.857	-11%
 BARCELONA	714	-4%	12.068	-5%
 OLBIA COSTA SMERALDA	70	-50%	11.848	-2%
 LONDON STANSTED	702	-20%	10.971	-6%
 HAMBURG	687	-18%	10.104	-13%
 STUTTGART	663	-10%	9.654	-5%
 SALZBURG W. A. MOZART	798	2%	9.099	-10%
 KÖLN BONN	605	0%	8.691	-12%
 BRUSSELS NATIONAL	605	-16%	8.341	-21%
 BORDEAUX INTERNATIONAL	434	-18%	8.291	-9%

TOP 30 BUSINESS AVIATION ROUTES – STATE OF PLAY

« YEAR-TO-DATE » details in Europe (flights from january onwards)



EBAA TRAFFIC TRACKER - DECEMBER 2023



AIRPORT 1		AIRPORT 2		YTD CURRENT YEAR	YTD GROWTH(*)
🇫🇷 LFPB	Paris Le Bourget	🇨🇭 LSGG	Geneva International	3.388	-7%
🇫🇷 LFMN	Nice Côte d'Azur	🇫🇷 LFPB	Paris Le Bourget	2.602	-7%
🇮🇹 LIRA	Roma Ciampino	🇮🇹 LIML	Milano Linate	1.877	10%
🇫🇷 LFMN	Nice Côte d'Azur	🇬🇧 EGLF	Farnborough	1.684	-9%
🇫🇷 LFMN	Nice Côte d'Azur	🇨🇭 LSGG	Geneva International	1.668	-6%
🇬🇧 EGLF	Farnborough	🇫🇷 LFPB	Paris Le Bourget	1.610	-2%
🇹🇷 LTBA	Istanbul Atatürk	🇹🇷 LTAC	Ankara Esenboğa	1.495	11%
🇬🇧 EGGW	London Luton	🇫🇷 LFPB	Paris Le Bourget	1.379	-10%
🇫🇷 LFPB	Paris Le Bourget	🇮🇹 LIML	Milano Linate	1.342	6%
🇬🇧 EGGW	London Luton	🇫🇷 LFMN	Nice Côte d'Azur	1.194	-14%
🇹🇷 LTBA	Istanbul Atatürk	🇹🇷 LTFE	Mugla Milas Bodrum	1.159	1%
🇬🇧 EGKB	London Biggin Hill	🇫🇷 LFPB	Paris Le Bourget	1.127	-13%
🇬🇧 EGLF	Farnborough	🇨🇭 LSGG	Geneva International	1.123	-15%
🇮🇱 LLBG	Tel Aviv International	🇨🇾 LCLK	Larnaka International	1.086	5%
🇫🇷 LFMN	Nice Côte d'Azur	🇮🇹 LIML	Milano Linate	1.040	5%
🇫🇷 LFPB	Paris Le Bourget	🇨🇭 LSZH	Zurich	1.013	-11%
🇨🇭 LSZH	Zurich	🇨🇭 LSGG	Geneva International	989	-2%
🇬🇧 EGGD	Bristol	🇬🇧 EGNL	Walney Island	981	17%
🇪🇸 LEBL	Barcelona	🇪🇸 LEMD	Madrid Barajas	956	-9%
🇮🇹 LIML	Milano Linate	🇮🇹 LIEO	Olbia Costa Smeralda	926	0%
🇫🇷 LFPB	Paris Le Bourget	🇫🇷 LFTH	Toulon Hyeres	913	14%
🇬🇧 EGNL	Walney Island	🇬🇧 EGLF	Farnborough	905	6%
🇫🇷 LFPB	Paris Le Bourget	🇫🇷 LFMD	Cannes Mandelieu	903	-20%
🇨🇭 LSZH	Zurich	🇫🇷 LFMN	Nice Côte d'Azur	880	-5%
🇬🇧 LFMN	Nice Côte d'Azur	🇬🇧 EGKB	London Biggin Hill	860	-12%
🇬🇧 EGLF	Farnborough	🇬🇧 EGGW	London Luton	860	6%
🇪🇸 LEIB	Ibiza	🇪🇸 LEPA	Palma de Mallorca	855	-34%
🇬🇧 EGGP	Liverpool International	🇬🇧 EGNS	Ronaldsway	852	2%
🇫🇷 LFBF	Bordeaux International	🇫🇷 LFPB	Paris Le Bourget	832	-9%
🇨🇭 LSGG	Geneva International	🇮🇹 LIML	Milano Linate	780	12%

TOP 10 FLOWS– DECEMBER 2023

AVERAGE DAILY BUSINESS AVIATION FLIGHTS



EBAA TRAFFIC TRACKER - DECEMBER 2023

ORIGIN	DESTINATION	MONTH CURRENT YEAR	MONTH GROWTH	YTD CURRENT YEAR	YTD GROWTH
France	France	109,6	4,1%	131,9	-10,4%
UK-Continental	UK-Continental	93,3	-2,7%	112,9	-5,4%
Germany	Germany	85,3	-8,6%	110,4	-7,6%
Norway-Continental	Norway-Continental	39,9	-4,6%	42,8	-6,4%
Italy	Italy	37,1	6,8%	65,1	0,7%
Sweden	Sweden	34,3	8,4%	36,7	4,0%
Spain-Continental	Spain-Continental	31,5	-2,7%	50,0	-3,0%
France	UK-Continental	25,6	0,6%	33,5	-6,7%
UK-Continental	France	24,9	-0,3%	33,4	-6,2%
Switzerland	France	24,3	4,4%	28,1	-6,1%

TRAFFIC PER STATE – DECEMBER 2023

AVERAGE DAILY BUSINESS AVIATION FLIGHTS – PART 1



EBA A TRAFFIC TRACKER - DECEMBER 2023

STATE	MONTH CURRENT YEAR	MONTH PREVIOUS YEAR	MONTH CHANGE	MONTH GROWTH	YTD CURRENT YEAR	YTD PREVIOUS YEAR	YTD CHANGE	YTD GROWTH
NM Area	1.569,5	1.598,9	-29,4	-1,8%	2.035,9	2.180,3	-144,4	-6,6%
ECAC	1.561,0	1.585,2	-24,3	-1,5%	2.027,7	2.169,6	-142,0	-6,5%
ESRA08	1.531,5	1.569,4	-37,9	-2,4%	2.011,5	2.151,8	-140,4	-6,5%
ESRA02	1.523,9	1.562,7	-38,9	-2,5%	2.001,2	2.139,5	-138,3	-6,5%
SES-RP2	1.491,0	1.525,6	-34,6	-2,3%	1.955,1	2.096,0	-140,9	-6,7%
SES-RP3	1.412,5	1.446,2	-33,7	-2,3%	1.858,3	1.994,9	-136,6	-6,8%
EU27	1.367,4	1.397,7	-30,3	-2,2%	1.810,3	1.944,6	-134,3	-6,9%
FABEC	1.002,0	1.035,9	-33,9	-3,3%	1.303,2	1.418,3	-115,1	-8,1%
France	608,7	599,6	9,1	1,5%	820,3	889,7	-69,4	-7,8%
Germany	435,3	471,0	-35,7	-7,6%	550,5	602,9	-52,4	-8,7%
UK-Ireland FAB	383,7	399,2	-15,5	-3,9%	480,7	517,5	-36,8	-7,1%
UK-Continental	378,1	392,6	-14,5	-3,7%	471,0	508,3	-37,3	-7,3%
BLUE MED FAB	340,6	348,9	-8,4	-2,4%	575,4	605,1	-29,6	-4,9%
FAB CE	292,0	319,2	-27,1	-8,5%	383,7	408,5	-24,8	-6,1%
Switzerland	319,6	316,6	3,0	0,9%	373,8	417,5	-43,6	-10,4%
Italy	282,6	285,3	-2,7	-0,9%	478,2	502,8	-24,6	-4,9%
Austria	184,5	212,9	-28,5	-13,4%	244,6	265,0	-20,4	-7,7%
South West FAB	205,3	199,2	6,1	3,1%	303,1	320,8	-17,7	-5,5%
Spain	200,1	195,3	4,8	2,4%	296,5	314,5	-18,0	-5,7%
Belgium/Luxembourg	177,7	189,7	-12,0	-6,3%	218,3	232,1	-13,8	-6,0%
Spain-Continental	192,5	186,4	6,1	3,3%	287,9	306,9	-19,0	-6,2%
Netherlands	120,2	131,3	-11,1	-8,5%	152,4	170,3	-17,9	-10,5%

TRAFFIC PER STATE – DECEMBER 2023

AVERAGE DAILY BUSINESS AVIATION FLIGHTS – PART 2



EBA A TRAFFIC TRACKER - DECEMBER 2023

STATE	MONTH CURRENT YEAR	MONTH PREVIOUS YEAR	MONTH CHANGE	MONTH GROWTH	YTD CURRENT YEAR	YTD PREVIOUS YEAR	YTD CHANGE	YTD GROWTH
Türkiye	115,1	120,2	-5,1	-4,2%	150,4	150,6	-0,2	-0,1%
DK-SE FAB	114,6	110,2	4,4	4,0%	128,7	137,8	-9,1	-6,6%
Czech Republic	86,3	90,3	-4,0	-4,5%	105,1	111,5	-6,4	-5,8%
NEFAB	88,5	89,9	-1,4	-1,5%	96,9	111,4	-14,5	-13,1%
Danube FAB	85,3	86,1	-0,8	-0,9%	95,2	98,1	-2,8	-2,9%
Greece	78,3	85,0	-6,8	-8,0%	142,5	149,7	-7,2	-4,8%
Sweden	88,0	83,9	4,1	4,8%	95,5	99,4	-4,0	-4,0%
Serbia/Montenegro	78,7	81,8	-3,1	-3,7%	102,7	106,9	-4,3	-4,0%
Hungary	67,2	77,4	-10,2	-13,2%	85,0	92,2	-7,2	-7,8%
Croatia	74,9	76,7	-1,8	-2,3%	119,7	122,9	-3,2	-2,6%
Ireland	66,8	71,9	-5,1	-7,0%	87,6	92,2	-4,6	-5,0%
Bulgaria	66,6	68,1	-1,5	-2,2%	74,7	75,2	-0,5	-0,7%
Norway-Continental	60,7	63,5	-2,8	-4,5%	68,7	74,3	-5,6	-7,5%
Baltic FAB	62,4	61,9	0,5	0,7%	68,8	82,6	-13,8	-16,7%
Poland	60,4	60,2	0,2	0,3%	66,5	79,1	-12,6	-15,9%
Denmark	54,4	53,5	1,0	1,8%	64,0	71,1	-7,1	-9,9%
Portugal-Lisbon/SantaMaria	54,6	53,0	1,6	3,0%	68,0	70,9	-2,9	-4,1%
Romania	52,3	50,7	1,5	3,0%	56,0	58,0	-2,0	-3,4%
Slovenia	44,0	49,4	-5,4	-10,9%	67,8	73,7	-5,8	-7,9%
Cyprus	38,4	44,0	-5,7	-12,9%	49,9	53,4	-3,5	-6,6%
Slovakia	41,2	43,8	-2,6	-6,0%	50,0	55,7	-5,7	-10,2%
Bosnia and Herzegovina	39,6	42,2	-2,6	-6,3%	56,9	59,7	-2,8	-4,7%

TRAFFIC PER STATE – DECEMBER 2023

AVERAGE DAILY BUSINESS AVIATION FLIGHTS – PART 3

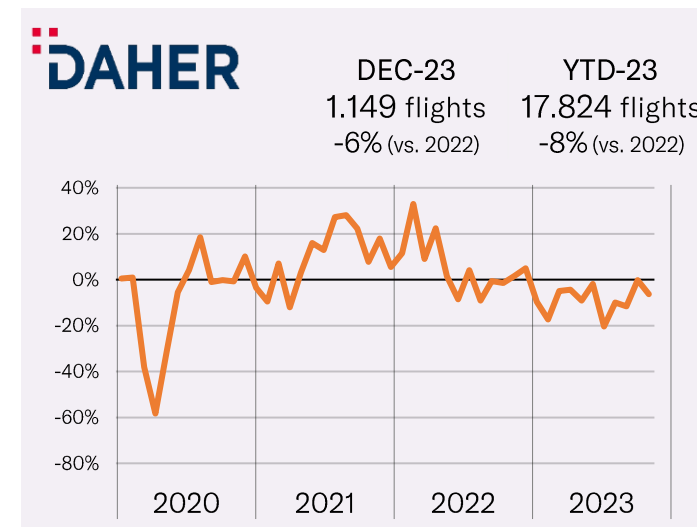
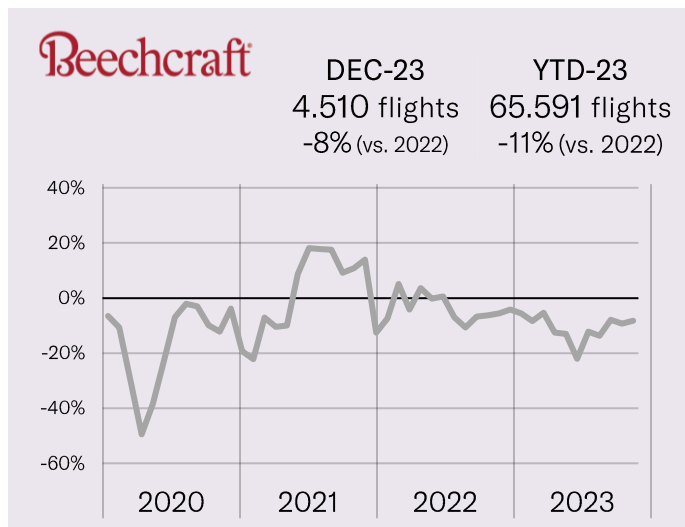
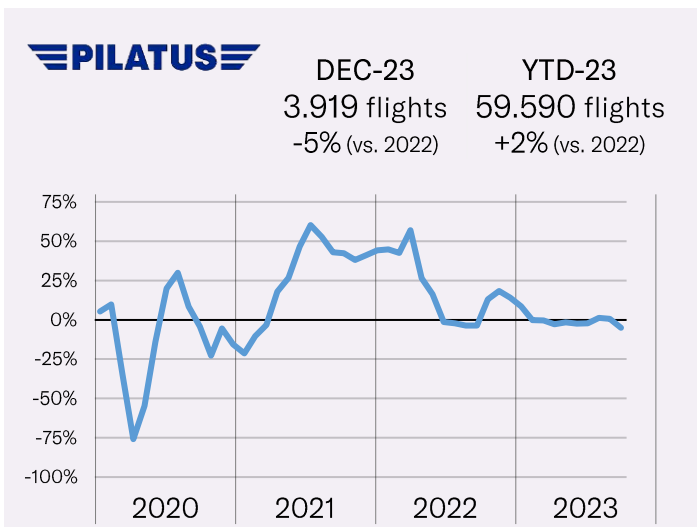
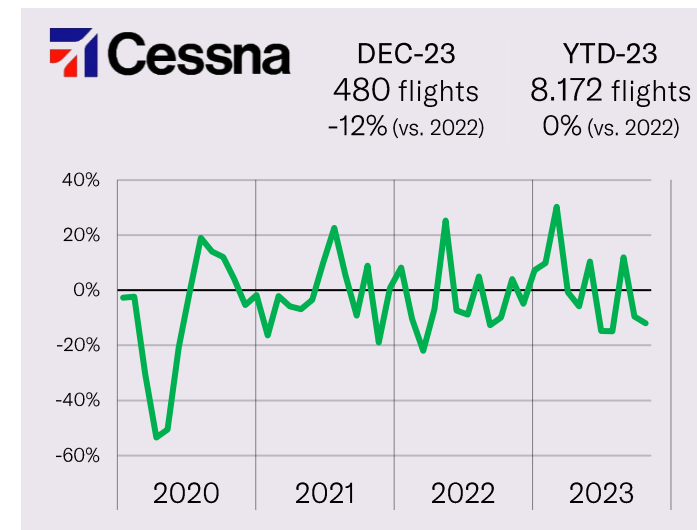
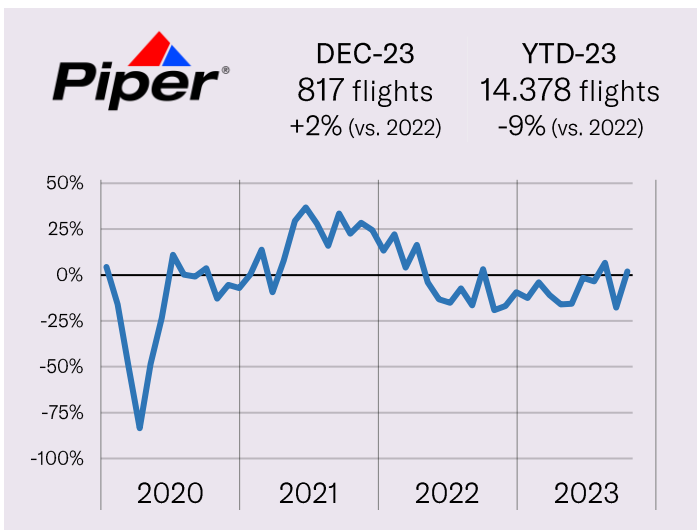


STATE	MONTH CURRENT YEAR	MONTH PREVIOUS YEAR	MONTH CHANGE	MONTH GROWTH	YTD CURRENT YEAR	YTD PREVIOUS YEAR	YTD CHANGE	YTD GROWTH
Egypt	37,0	42,2	-5,2	-12,3%	36,8	37,4	-0,6	-1,5%
Portugal-Continental	42,8	40,5	2,3	5,7%	56,8	59,1	-2,3	-4,0%
Morocco	37,1	40,1	-3,0	-7,4%	39,1	38,4	0,7	1,9%
Israel	15,2	23,0	-7,8	-33,8%	23,1	28,6	-5,5	-19,3%
Finland	23,6	22,3	1,3	5,8%	22,0	23,1	-1,0	-4,4%
Albania	22,1	21,3	0,8	3,8%	35,7	35,8	-0,1	-0,2%
Portugal-SantaMaria	19,7	18,7	1,1	5,7%	18,3	18,4	-0,1	-0,7%
Malta	17,7	18,3	-0,6	-3,2%	20,7	20,3	0,5	2,4%
Azerbaijan	19,7	17,9	1,8	9,9%	21,8	20,0	1,8	8,8%
Spain-Canaries	18,7	17,9	0,8	4,5%	18,6	18,1	0,5	3,0%
North Macedonia	16,1	16,8	-0,6	-3,8%	26,9	28,2	-1,3	-4,8%
Iceland	25,9	13,6	12,3	90,5%	19,4	19,8	-0,4	-1,8%
Lithuania	11,0	11,6	-0,6	-5,0%	12,1	19,8	-7,7	-38,8%
Latvia	10,5	11,5	-1,0	-8,4%	11,4	20,0	-8,5	-42,7%
Georgia	15,5	11,4	4,1	36,4%	18,2	13,7	4,5	32,8%
Tunisia	8,8	10,0	-1,1	-11,3%	8,9	8,4	0,5	6,5%
Estonia	9,0	8,6	0,4	4,9%	9,8	11,9	-2,1	-17,7%
Armenia	3,5	6,5	-2,9	-45,0%	6,2	8,8	-2,6	-30,0%
Libya	4,5	3,3	1,2	37,3%	4,4	4,1	0,3	7,9%
Moldova	2,5	1,4	1,0	72,7%	2,6	2,8	-0,2	-5,9%
Belarus	1,0	0,9	0,0	3,4%	0,8	3,9	-3,1	-80,1%
Ukraine	0,2	0,2	0,0	0,0%	0,1	6,3	-6,2	-98,4%

TURBOPROPS OEMS – DECEMBER 2023

MONTHLY TRAFFIC & MONTHLY GROWTH

EBAA TRAFFIC TRACKER - DECEMBER 2023



JET OEMS (1/2) – DECEMBER 2023

MONTHLY TRAFFIC & MONTHLY GROWTH

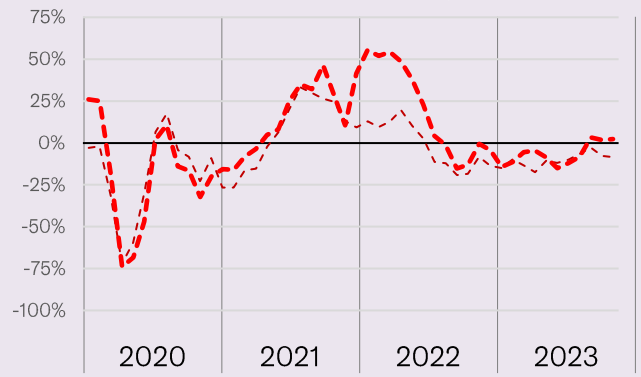


EBAA TRAFFIC TRACKER - DECEMBER 2023



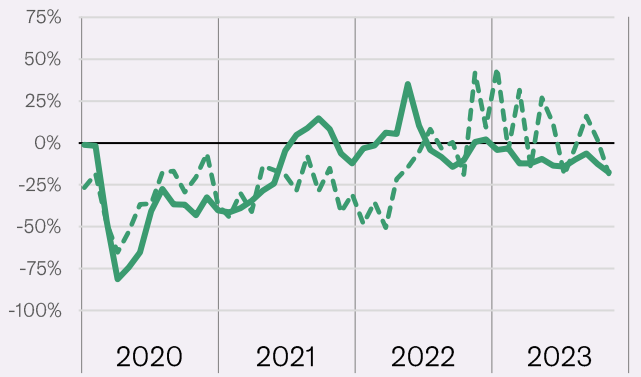
DEC-23
13,514 flights
-7% (vs. 2022)

YTD-23
211,745 flights
-10% (vs. 2022)



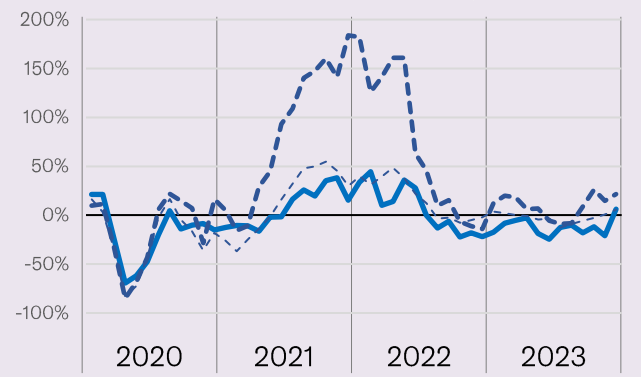
DEC-23
3,675 flights
-17% (vs. 2022)

YTD-23
61,197 flights
-9% (vs. 2022)



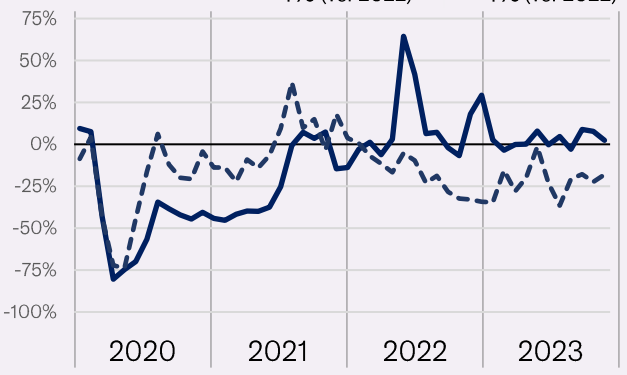
DEC-23
5,821 flights
+8% (vs. 2022)

YTD-23
85,129 flights
-5% (vs. 2022)



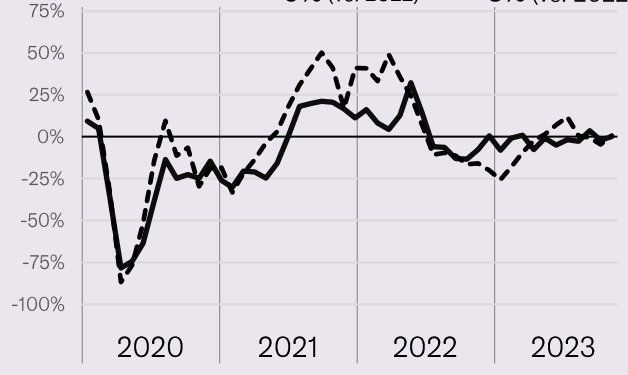
DEC-23
3,481 flights
-1% (vs. 2022)

YTD-23
54,968 flights
-1% (vs. 2022)



DEC-23
6,660 flights
0% (vs. 2022)

YTD-23
106,211 flights
-3% (vs. 2022)



**Heavy
Jets**



**Medium
Jets**



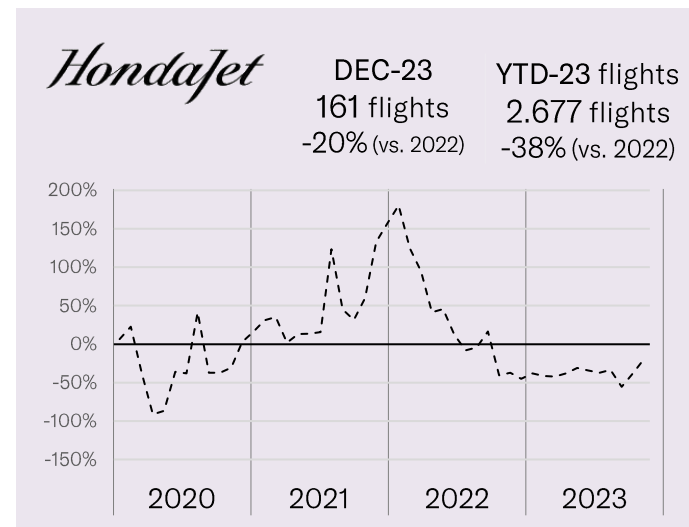
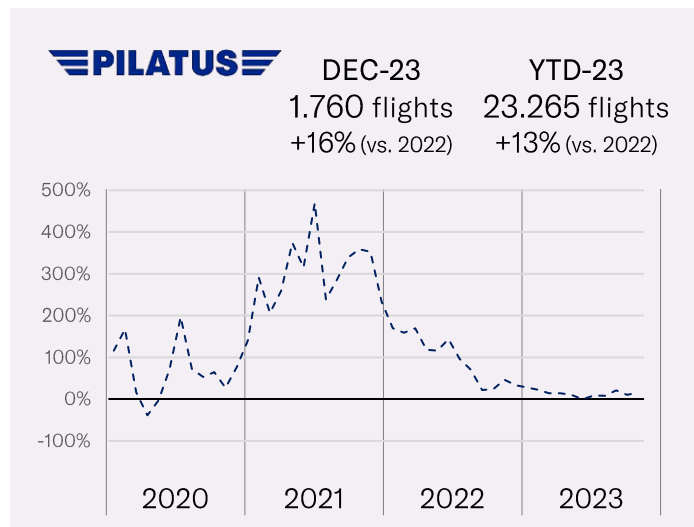
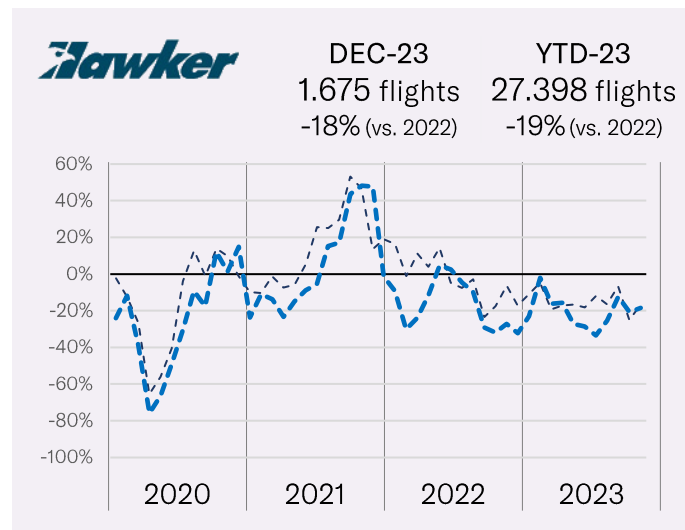
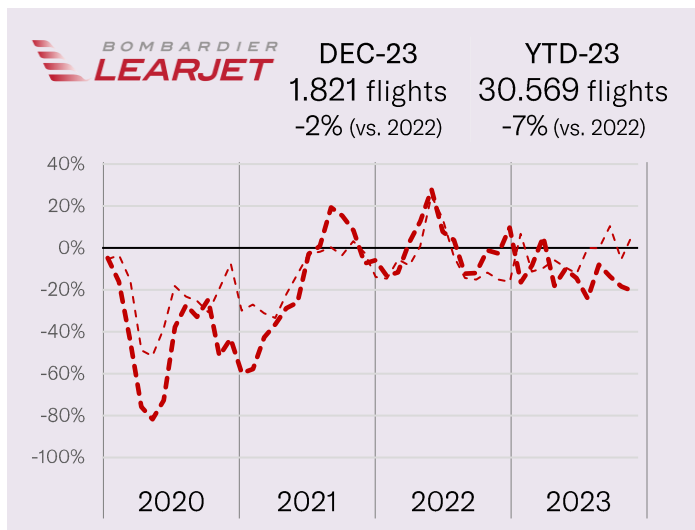
**Light
Jets**

JET OEMS (2/2) – DECEMBER 2023

MONTHLY TRAFFIC & MONTHLY GROWTH



EBAA TRAFFIC TRACKER - DECEMBER 2023



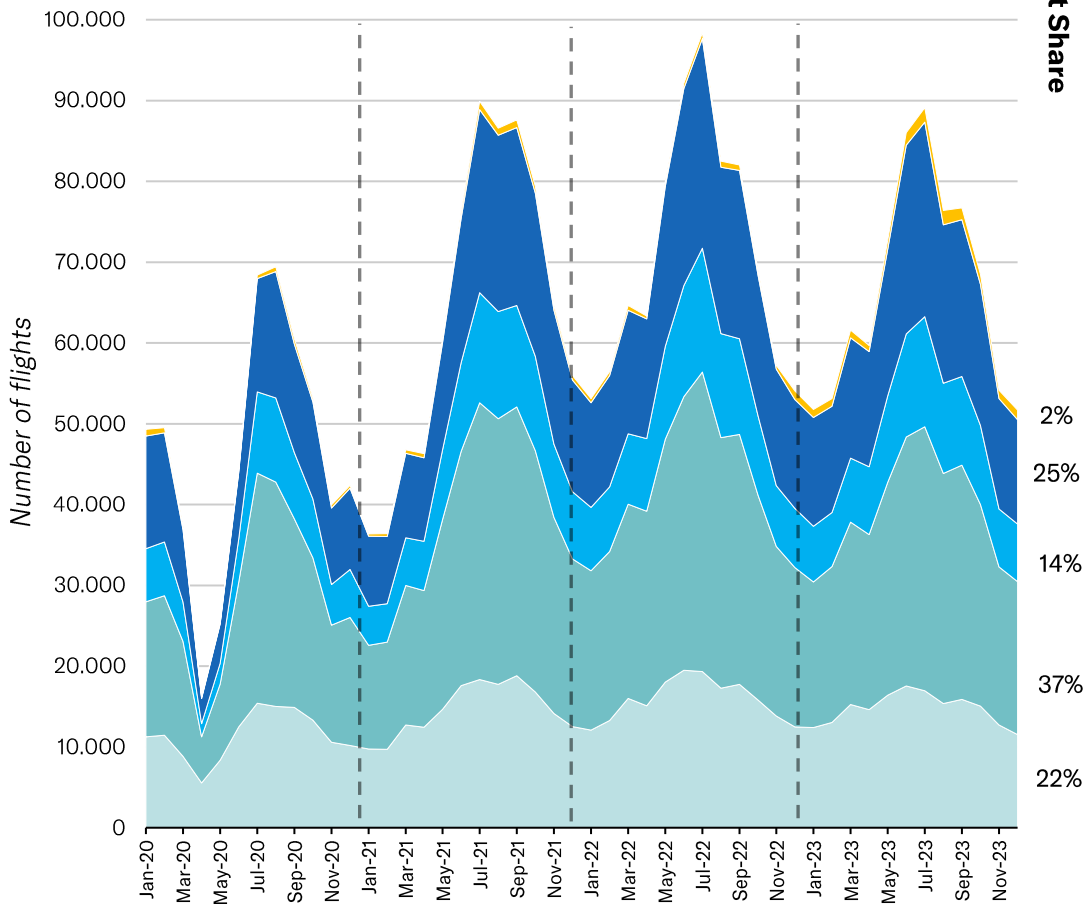
BUSINESS AVIATION AIRPLANES – DECEMBER 2023

MONTHLY TRAFFIC & MONTHLY GROWTH



EBAA TRAFFIC TRACKER - DECEMBER 2023

Activity per aircraft segment



Bizliners



Heavy Jets



Medium Jets

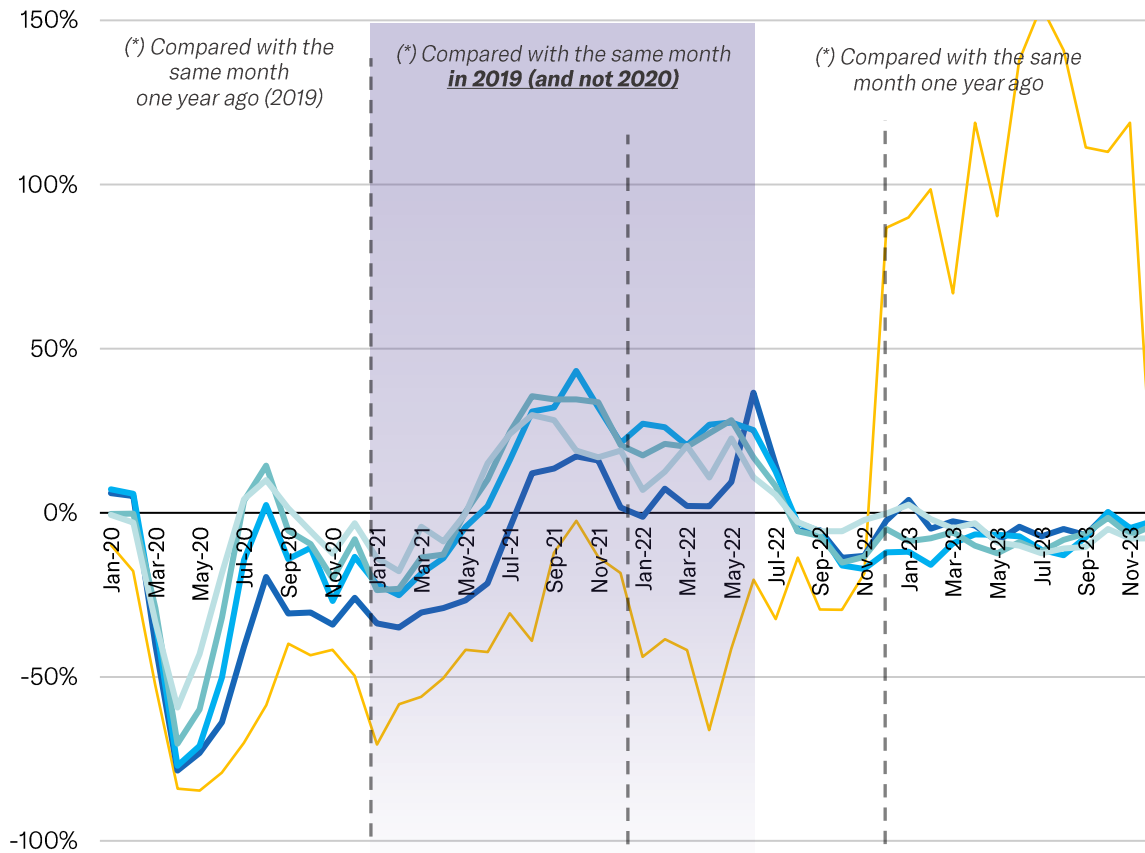


Light Jets



Turboprops

Monthly Growth - compared with */**



(*) Compared with the same month one year ago (2019)

(*) Compared with the same month **in 2019 (and not 2020)**

(*) Compared with the same month one year ago

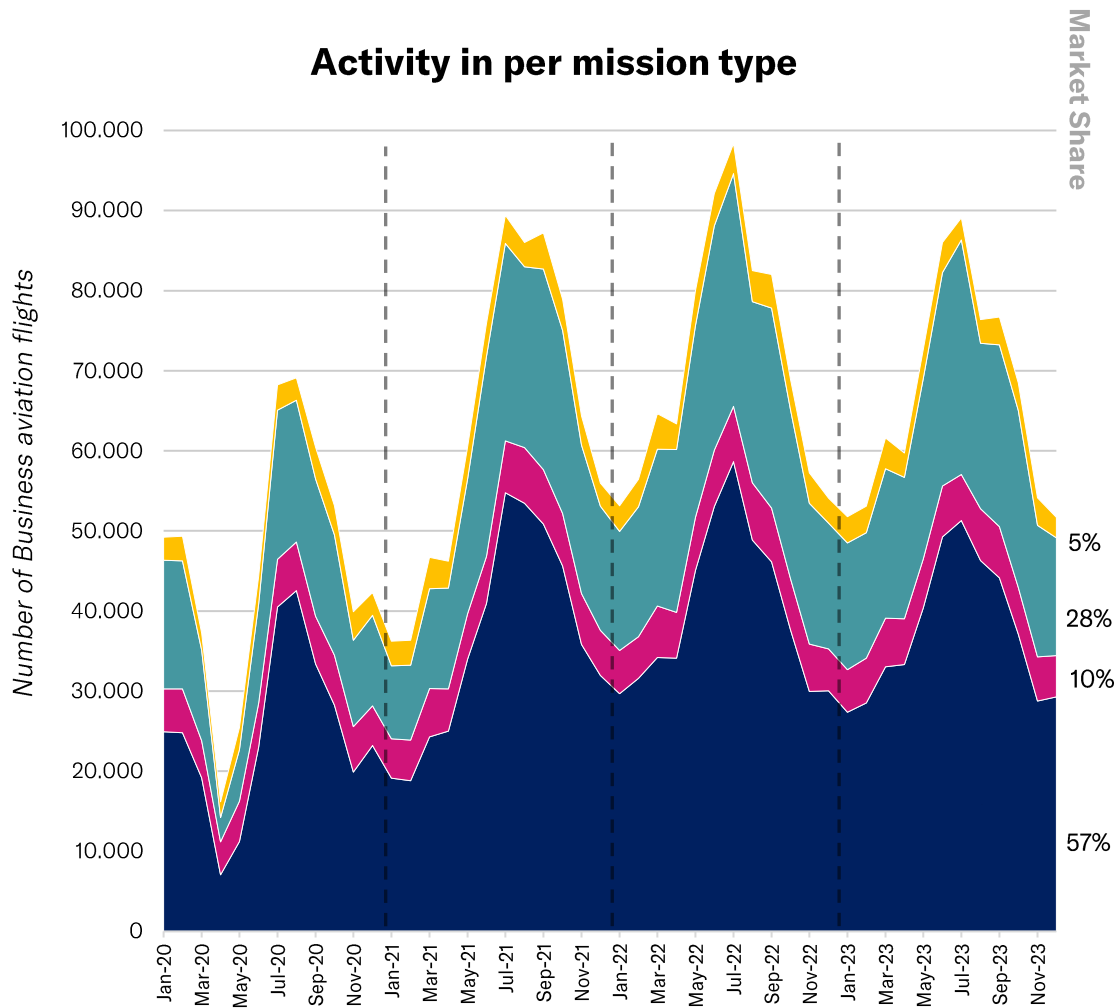
BUSINESS AVIATION MISSIONS – DECEMBER 2023

MONTHLY TRAFFIC & MONTHLY GROWTH

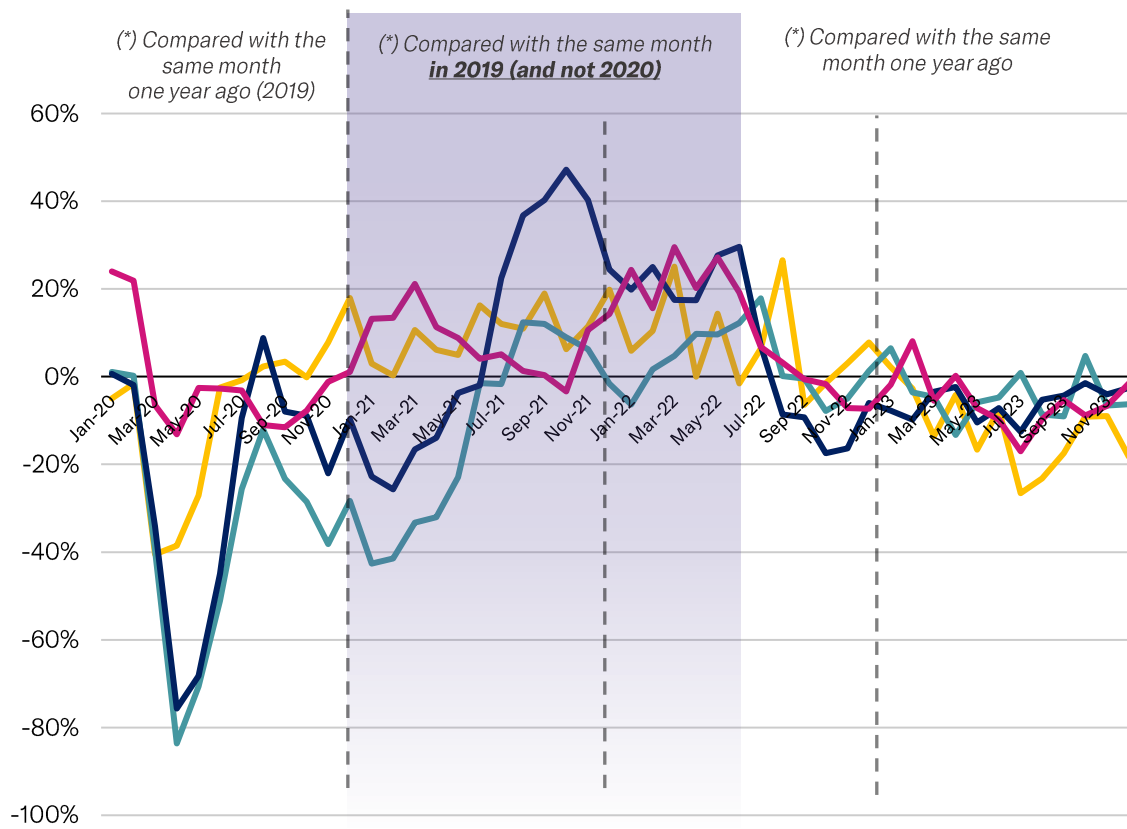


EBAA TRAFFIC TRACKER - DECEMBER 2023

Activity in per mission type



Monthly Growth - compared with */**



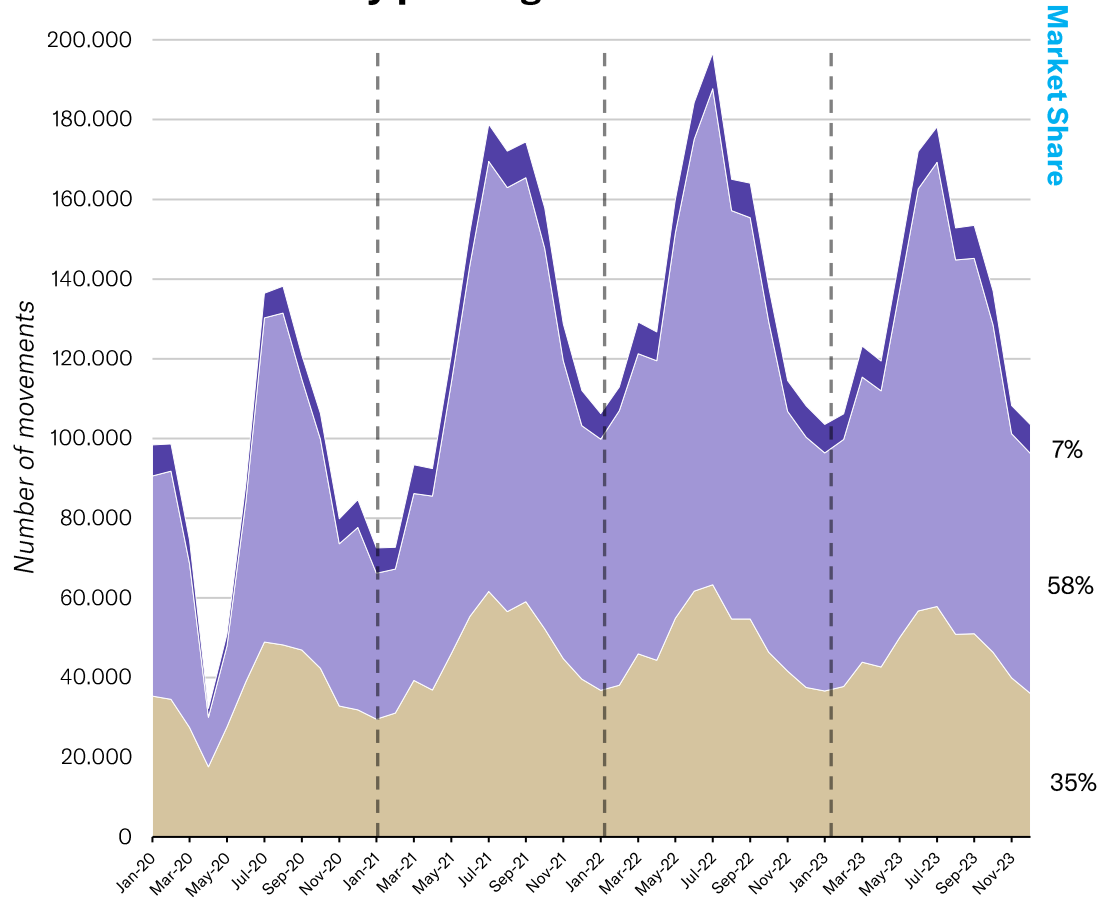
BUSINESS AVIATION ORIGINS & DESTINATIONS – DECEMBER 2023

MONTHLY TRAFFIC & MONTHLY GROWTH

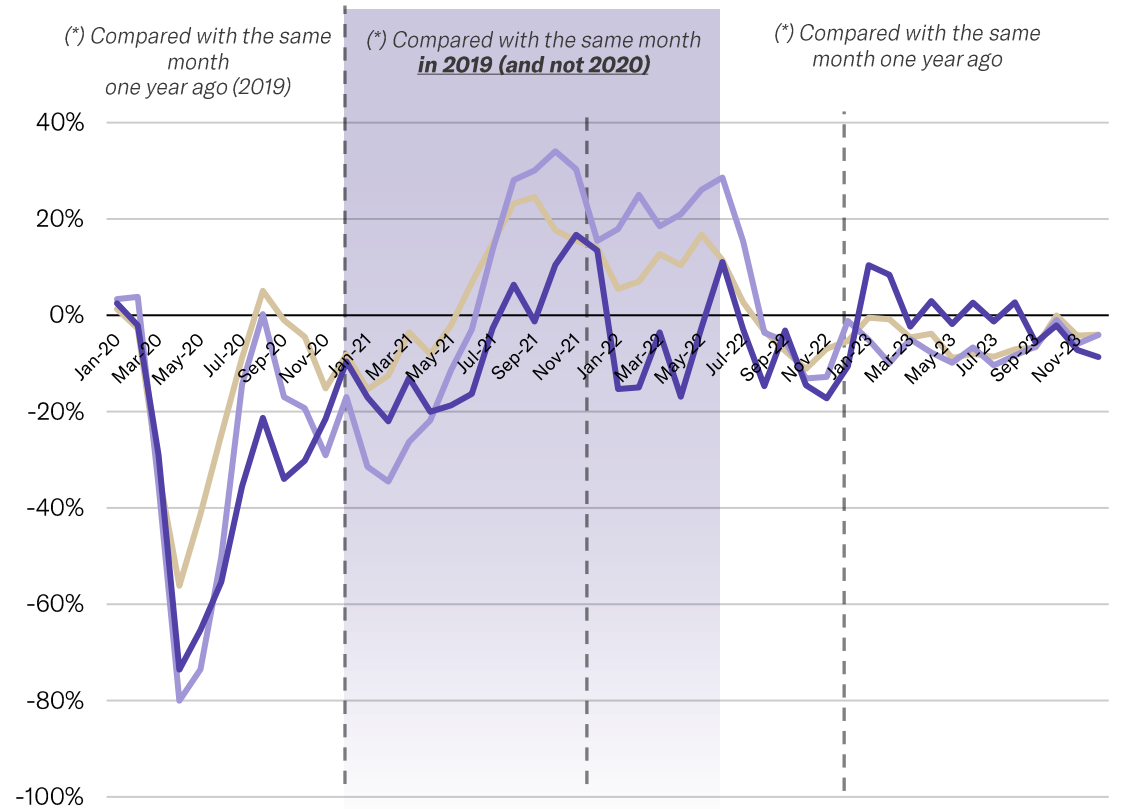


EBAA TRAFFIC TRACKER - DECEMBER 2023

Activity per Origin-Destination



Monthly Growth - compared with */**



(*) Compared with the same month one year ago (2019)

(*) Compared with the same month in 2019 (and not 2020)

(*) Compared with the same month one year ago

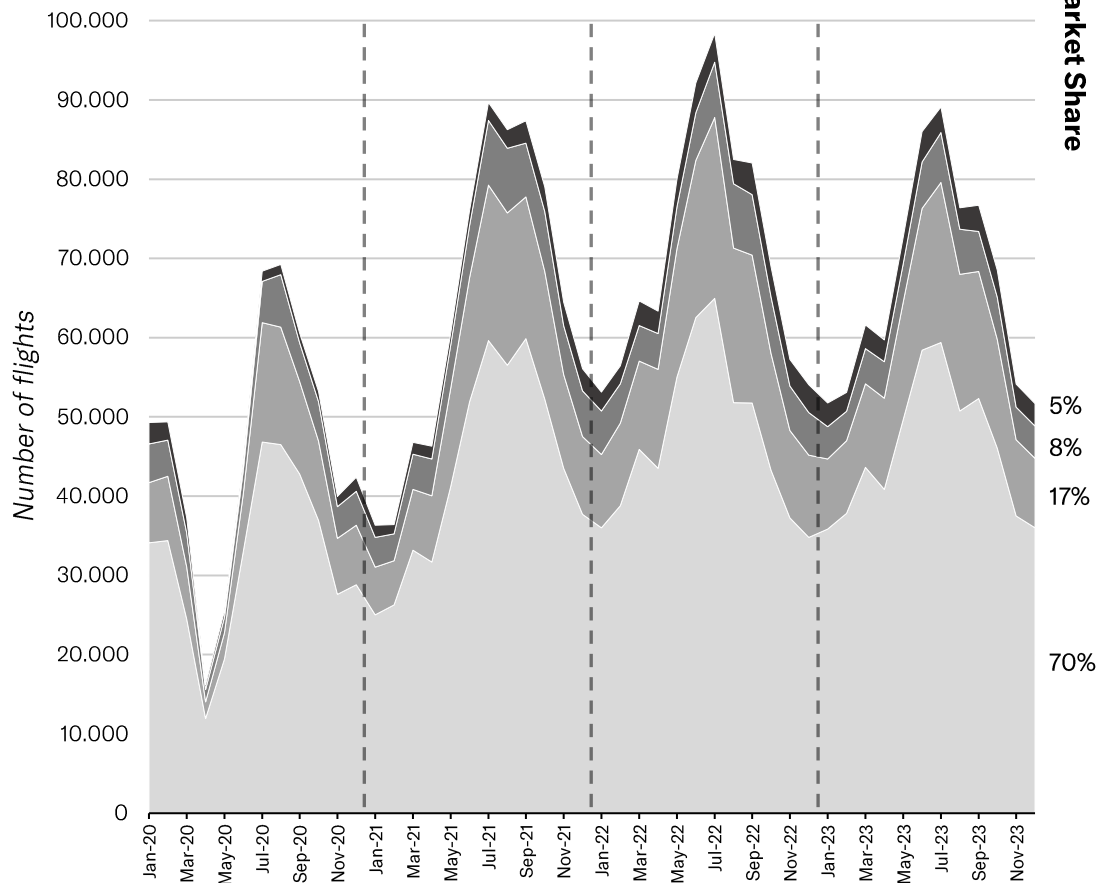
BUSINESS AVIATION FLIGHT SECTOR – DECEMBER 2023

MONTHLY TRAFFIC & MONTHLY GROWTH



EBAA TRAFFIC TRACKER - DECEMBER 2023

Activity per flight sector



Short Haul
(below 500nm / 1000km)



Short Haul
(below 1000nm / 2000km)

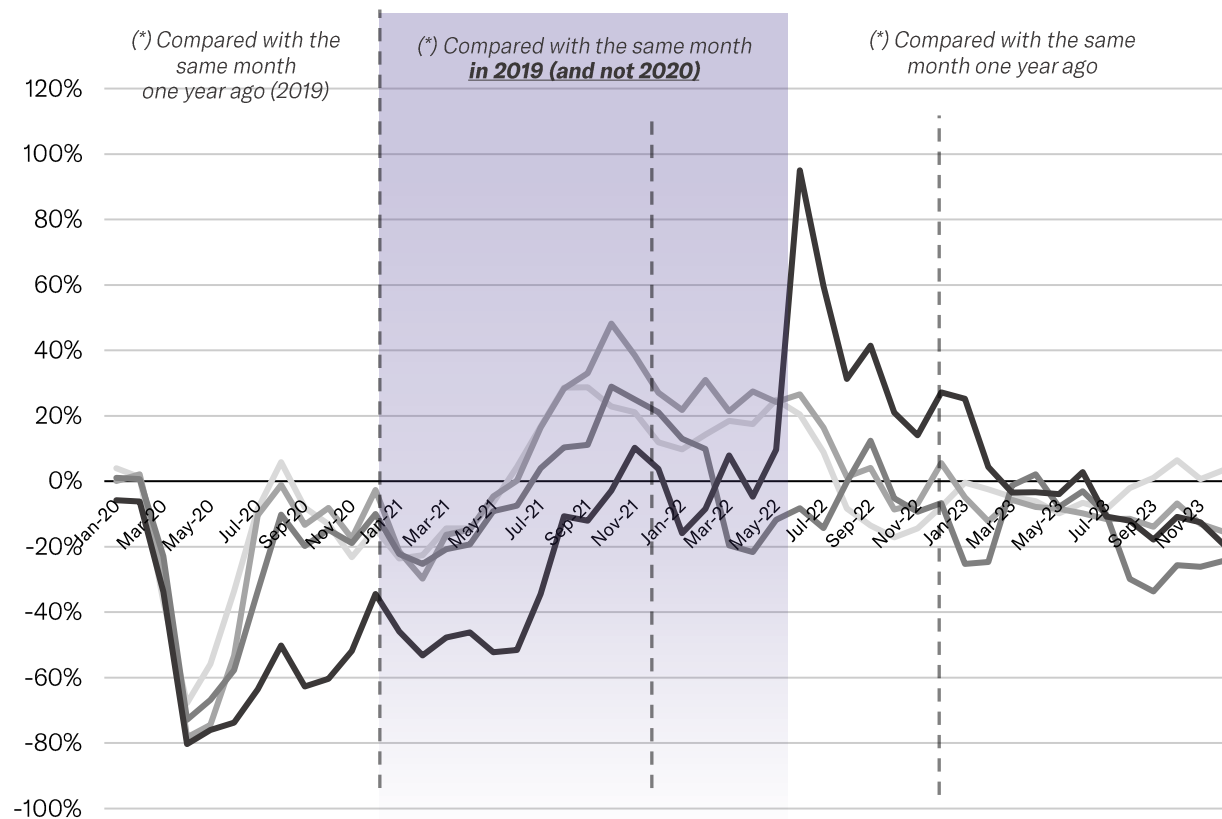


Medium Haul
(below 2500nm / 4700km)



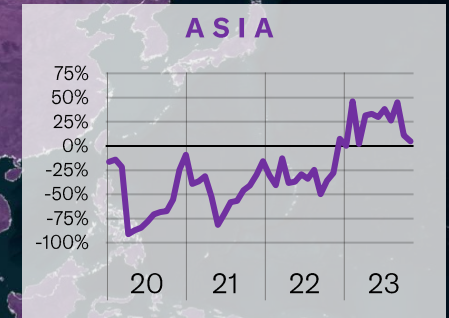
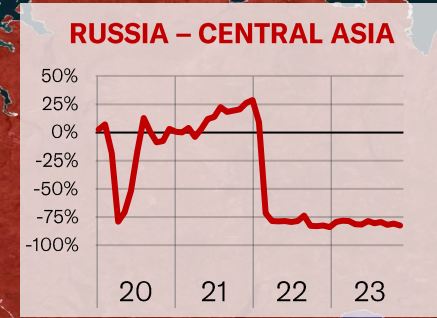
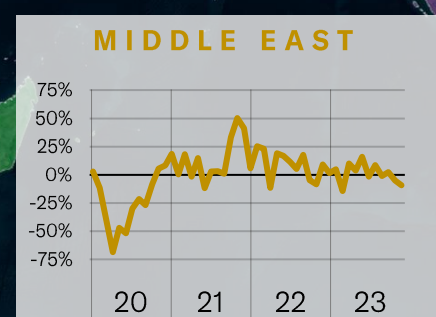
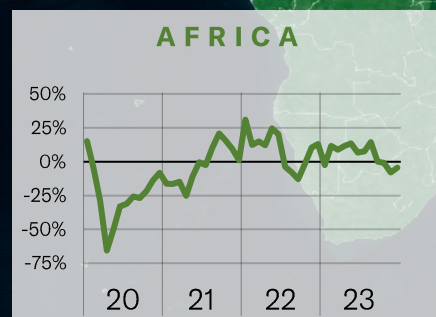
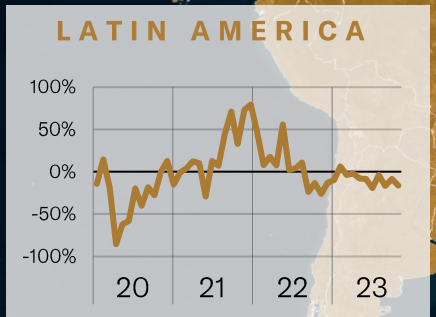
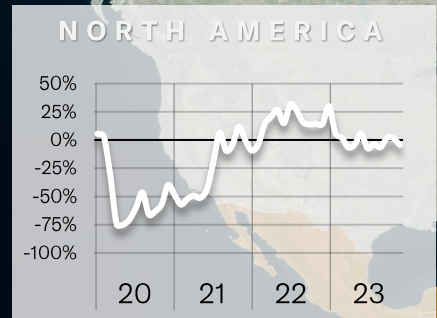
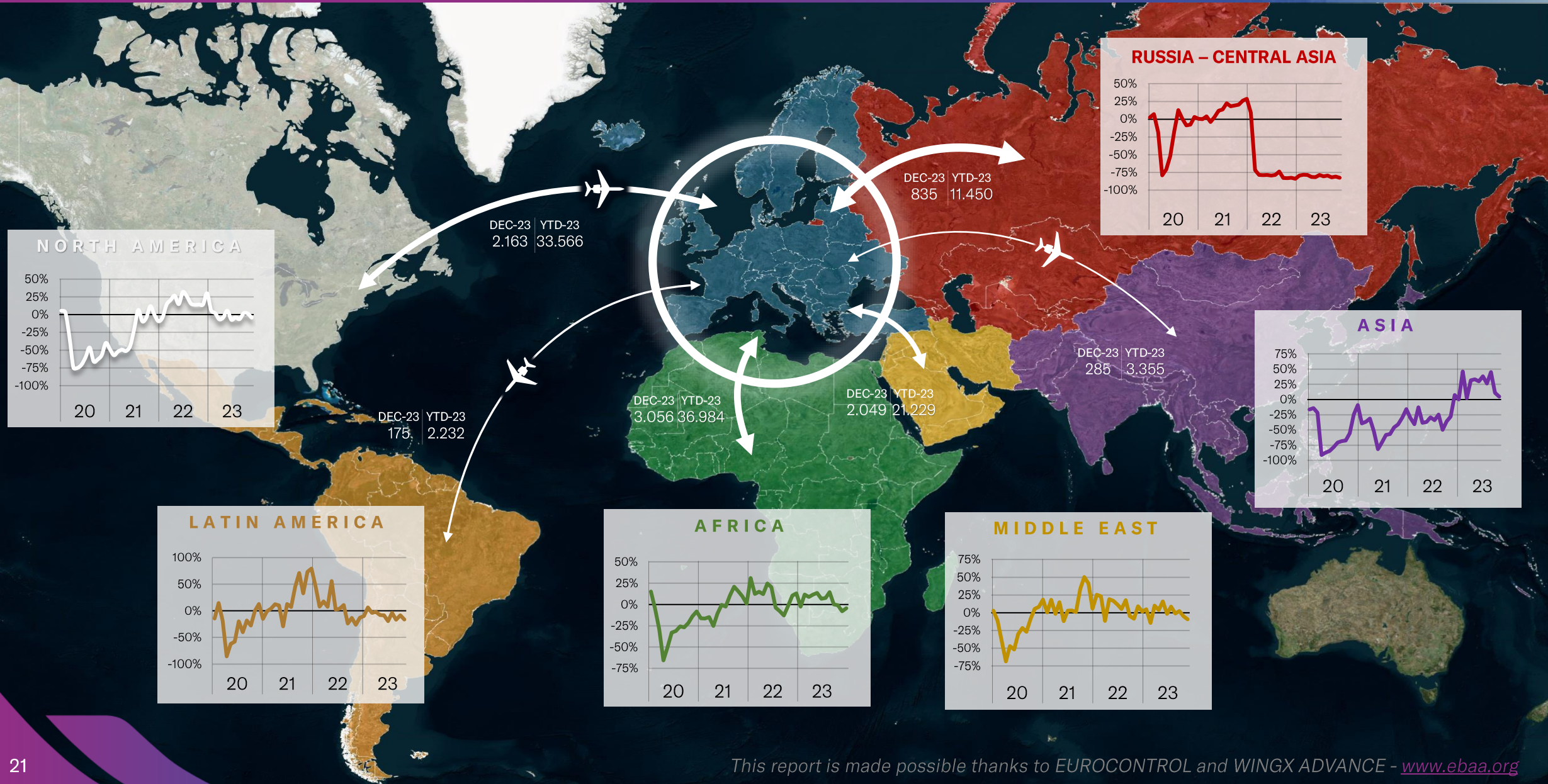
Long Haul
(above 2500nm / 4700km)

Monthly Growth - compared with */**



EUROPEAN BUSINESS AVIATION INTERCONTINENTAL CONNECTIONS – DEC 2023

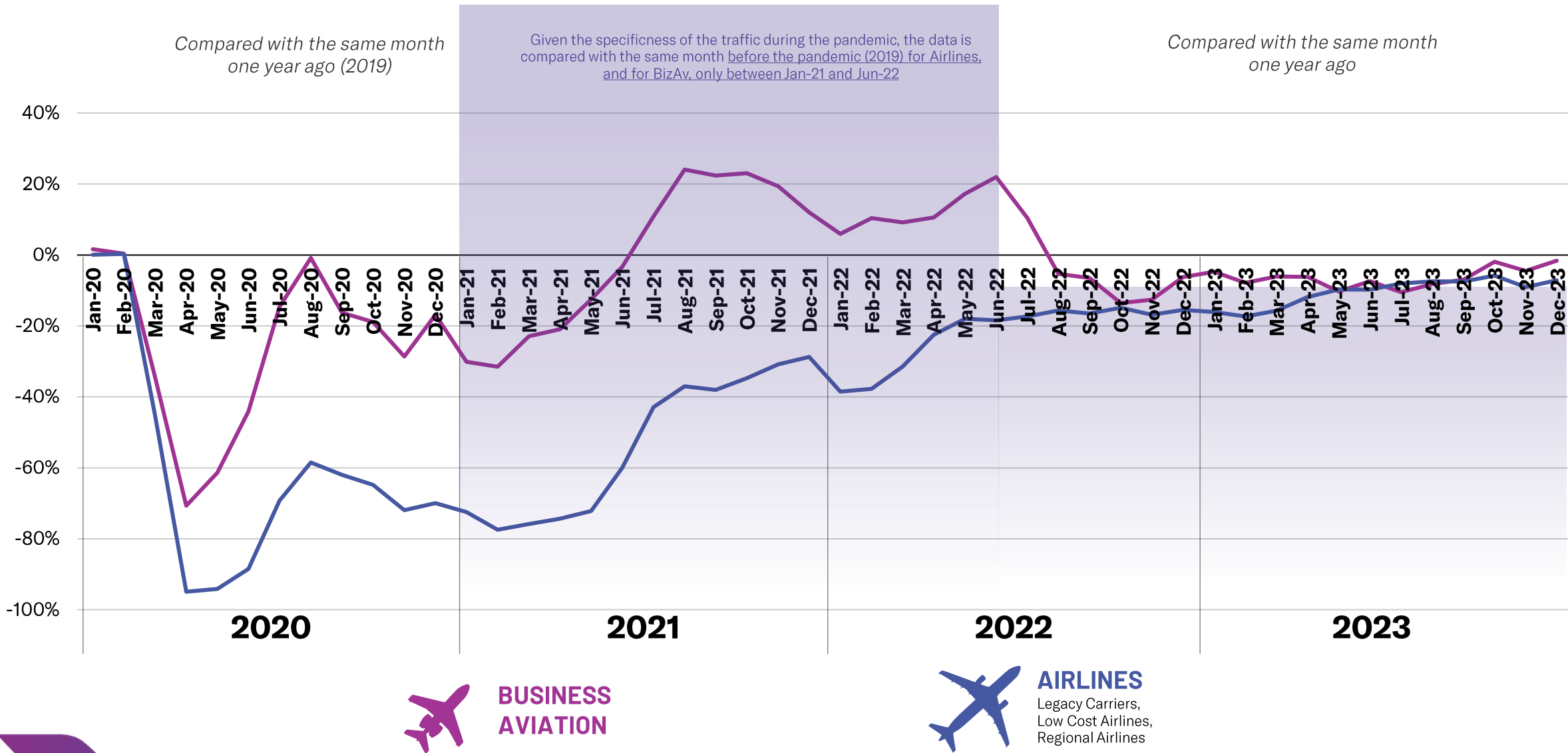
MONTHLY TRAFFIC & MONTHLY GROWTH



BUSINESS AVIATION VS. AIRLINES MONTHLY TRAFFIC GROWTH



EBAA TRAFFIC TRACKER - DECEMBER 2023

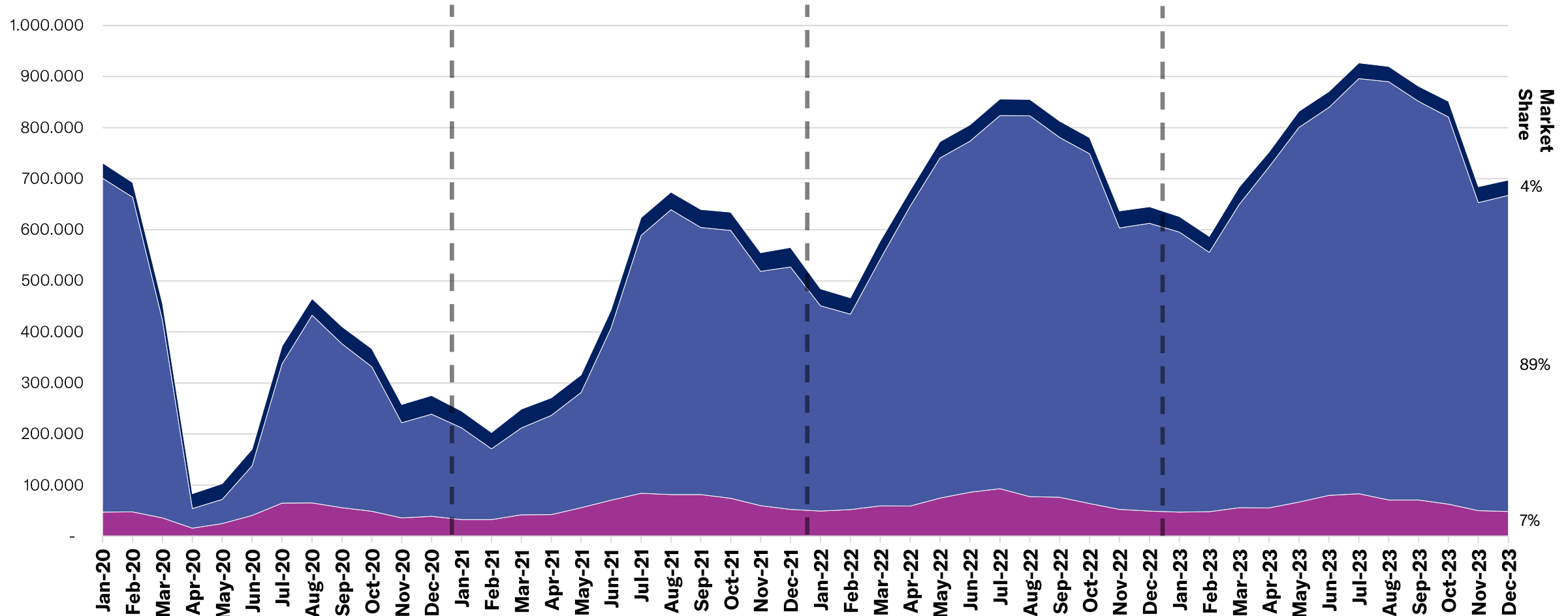


BUSINESS AVIATION VS. AIRLINES & CARGO

MONTHLY TRAFFIC MARKET SHARE




EBAA TRAFFIC TRACKER - DECEMBER 2023



BUSINESS AVIATION VS. AIRLINES (EUROPE)

MONTHLY CONNECTIVITY COMPARISON – FULL 2023



Airports connected



Unique routes served

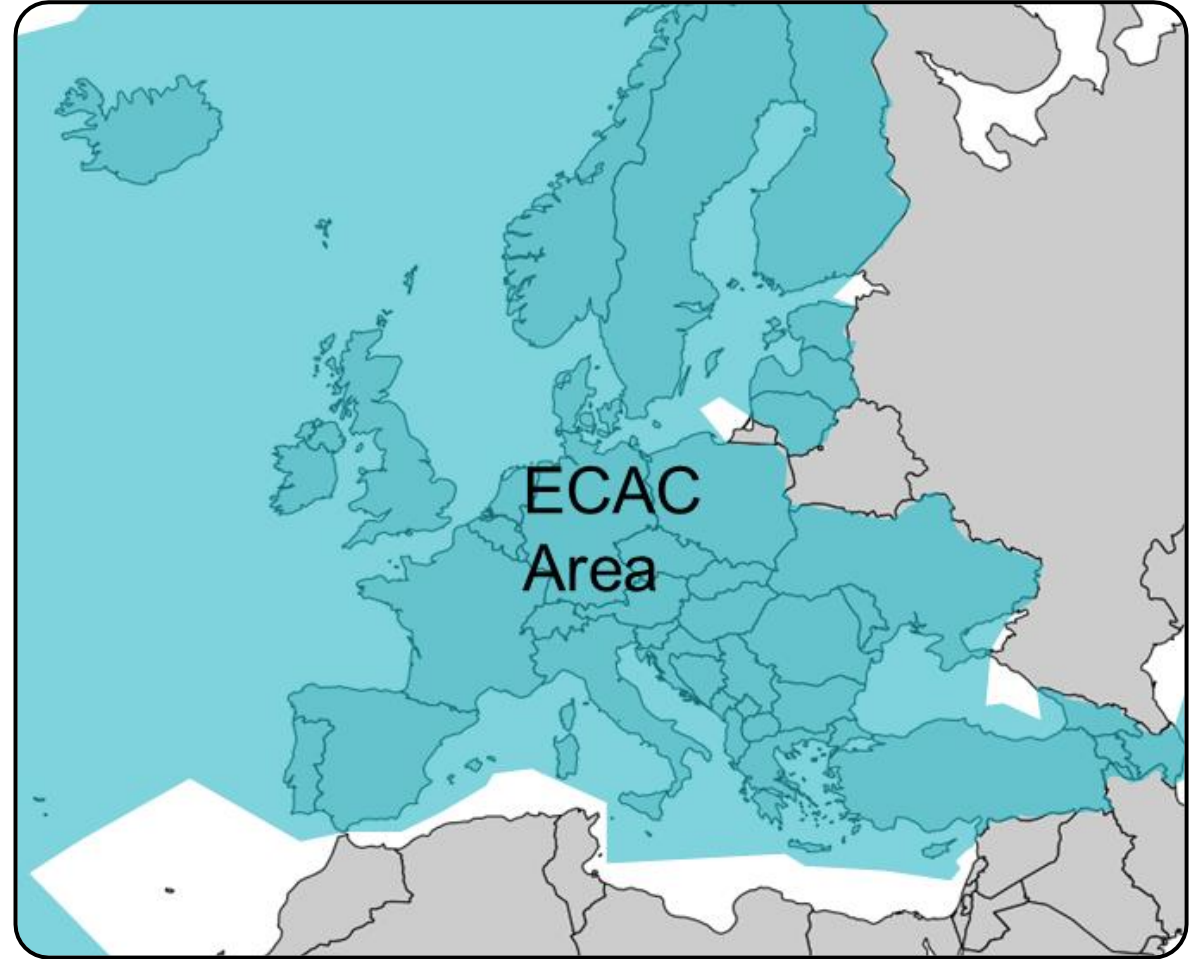
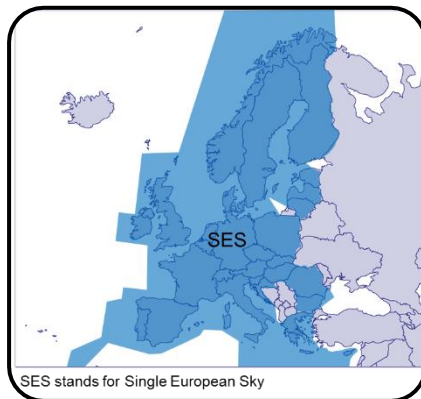
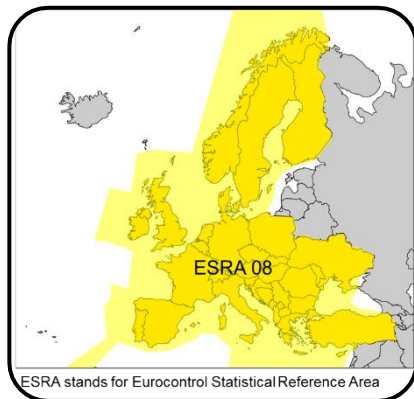
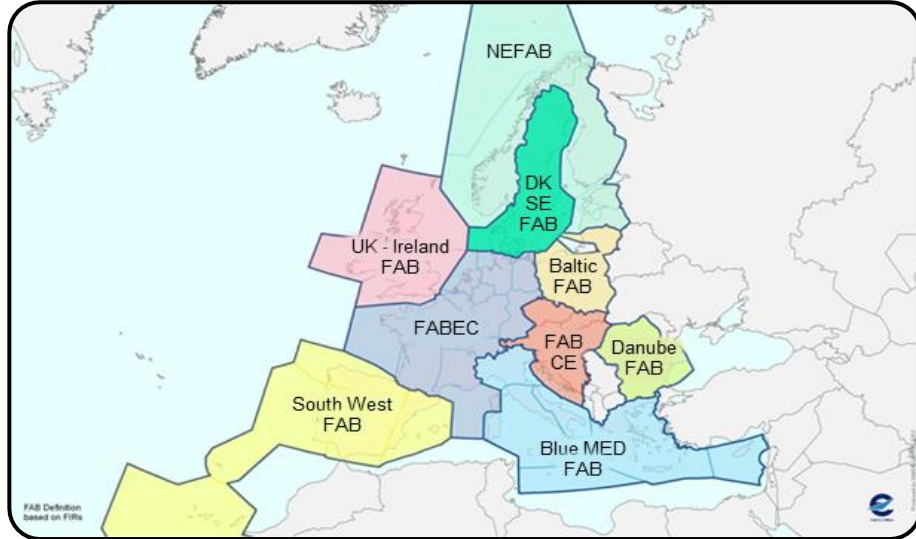


among which **64%**

among which **91%**

- Airlines categories are defined by EUROCONTROL as : « mainline, low cost airlines and regional airlines)
- For airlines, routes below at least 1 connection a week are excluded from the analysis (*it is assumed that below at least 1 weekly connection, a route cannot be considered as a part of the scheduled air transport offer).*

AREAS



ECAC stands for European Civil Aviation Conference

The « Business Aviation » segment is defined by Eurocontrol as follows :

A318	Airbus A318	Airbus	Bizliner	flight type G only
A319	Airbus A319	Airbus	Bizliner	flight type G only
A320	Airbus A320	Airbus	Bizliner	flight type G only
ASTR	Gulfstream G100	Gulfstream	Midsize Jet	
B350	King Air 350	Hawker Beechcraft	Turboprop	flight type G and N only
B737	Boeing 737-700	Boeing	Bizliner	flight type G only
B738	Boeing 737-800	Boeing	Bizliner	flight type G only
B739	Boeing 737-900	Boeing	Bizliner	flight type G only
B748	Boeing 747-8I	Boeing	Bizliner	flight type G only
B77L	Boeing 777-200 Freighter	Boeing	Bizliner	flight type G only
B77W	Boeing 777-300ER	Boeing	Bizliner	flight type G only
B788	Boeing 787-8	Boeing	Bizliner	flight type G only
B789	Boeing 787-9	Boeing	Bizliner	flight type G only
BE10	KingAir 100	Hawker Beechcraft	Turboprop	
BE20	King Air 200	Hawker Beechcraft	Turboprop	
BE30	Super King Air 300	Hawker Beechcraft	Turboprop	
BE40	Hawker Beechjet 400	Hawker Beechcraft	Light Jet	
BE90	King Air 90	Hawker Beechcraft	Turboprop	
BE9L	King Air 90	Hawker Beechcraft	Turboprop	
BE9T	KingAir90	Hawker Beechcraft	Turboprop	
C208	Cessna 208 Caravan	Cessna	Turboprop	
C25A	Cessna Citation CJ2	Cessna	Light Jet	
C25B	Cessna Citation CJ3	Cessna	Light Jet	
C25C	Cessna Citation CJ4	Cessna	Light Jet	
C25M	Cessna M2	Cessna	Light Jet	
C425	Cessna Corsair	Cessna	Turboprop	
C441	Cessna Conquest	Cessna	Turboprop	
C500	Cessna Citation I	Cessna	Light Jet	
C501	Cessna Citation ISP	Cessna	Light Jet	
C510	Cessna Citation Mustang	Cessna	Light Jet	
C525	Cessna Citation CJ1	Cessna	Light Jet	
C550	Cessna Citation II	Cessna	Light Jet	
C551	Cessna Citation IISP	Cessna	Light Jet	
C55B	Cessna Citation Bravo	Cessna	Light Jet	
C560	Cessna Citation V	Cessna	Light Jet	
C56X	Cessna Citation Excel / XLS	Cessna	Light Jet	

C650	Cessna Citation III	Cessna	Midsize Jet	
C680	Citation Sovereign	Cessna	Midsize Jet	
C750	Cessna Citation X	Cessna	Midsize Jet	
CL30	Challenger 300 series	Bombardier	Midsize Jet	
CL35	Challenger 350	Bombardier	Midsize Jet	
CL60	Challenger 600 series	Bombardier	Heavy Jet	
CRJ2	Challenger 800-850	Bombardier	Heavy Jet	flight type G only
E135	Embraer RJ135	Embraer	Heavy Jet	flight type G only
E145	Embraer RJ145	Embraer	Heavy Jet	flight type G only
E190	Embraer 190	Embraer	Bizliner	flight type G only
E35L	Legacy 600 series	Embraer	Heavy Jet	
E50P	Embraer Phenom 100	Embraer	Light Jet	
E545	Legacy 450 / Praetor 500	Embraer	Midsize Jet	
E550	Embraer Legacy 500	Embraer	Midsize Jet	
E55P	Embraer Phenom 300	Embraer	Light Jet	flight type G and N only
E75L	Embraer RJ175	Embraer	Bizliner	flight type G only
EA50	Eclipse 500	Eclipse	Light Jet	
F2TH	Dassault Falcon 2000	Dassault	Heavy Jet	
F900	Dassault Falcon 900	Dassault	Heavy Jet	
FA10	Dassault Falcon 10/100	Dassault	Light Jet	
FA20	Dassault Falcon 20/200	Dassault	Midsize Jet	
FA50	Dassault Falcon 50	Dassault	Midsize Jet	
FA7X	Dassault Falcon 7X	Dassault	Heavy Jet	
FA8X	Dassault Falcon 8X	Dassault	Heavy Jet	
G150	Gulfstream G150	Gulfstream	Midsize Jet	
G280	Gulfstream G280	Gulfstream	Midsize Jet	
GA5C	Gulfstream G500/550	Gulfstream	Heavy Jet	
GA6C	Gulfstream G600/650	Gulfstream	Heavy Jet	
GALX	Gulfstream G200	Gulfstream	Midsize Jet	
GL5T	Global 5000	Bombardier	Heavy Jet	
GL6T	Global 6000	Bombardier	Heavy Jet	
GLEX	Global Express / 6000	Bombardier	Heavy Jet	
GLF2	Gulfstream 2	Gulfstream	Heavy Jet	
GLF3	Gulfstream 3	Gulfstream	Heavy Jet	
GLF4	Gulfstream G300/450	Gulfstream	Heavy Jet	
GLF5	Gulfstream G500/550	Gulfstream	Heavy Jet	

GLF6	Gulfstream G600/650	Gulfstream	Heavy Jet	flight type G and N only
H25B	Hawker 700-900	Hawker Beechcraft	Midsize Jet	
H25C	British Aerospace 125-1000	British Aerospace	Light Jet	
HA4T	Hawker 4000	Hawker Beechcraft	Midsize Jet	
HDJT	HondaJet	Honda	Light Jet	
HF20	Hansa Jet	Hamburger Flugzeugbau	Light Jet	
LJ23	Learjet 23	Bombardier	Light Jet	
LJ24	Learjet 24	Bombardier	Light Jet	
LJ25	Learjet 25	Bombardier	Light Jet	
LJ28	Learjet 28	Bombardier	Light Jet	
LJ31	Learjet 31	Bombardier	Light Jet	
LJ35	Learjet 35	Bombardier	Light Jet	
LJ40	Learjet 40	Bombardier	Light Jet	
LJ45	Learjet 45	Bombardier	Light Jet	
LJ55	Learjet 55	Bombardier	Midsize Jet	
LJ60	Learjet 60	Bombardier	Midsize Jet	
LJ70	Learjet 70	Bombardier	Midsize Jet	
LJ75	Learjet 75	Bombardier	Midsize Jet	
P180	Piaggio P180 Avanti	Piaggio Aerospace	Turboprop	
PAY2	Piper Cheyenne 2	Piper Aircraft	Turboprop	
PAY3	Piper Cheyenne 3	Piper Aircraft	Turboprop	
PAY4	Piper Cheyenne 400	Piper Aircraft	Turboprop	
PC12	Pilatus PC-12	Pilatus	Turboprop	
PC24	Pilatus PC24	Pilatus	Light Jet	
PRM1	Premier 1	Hawker Beechcraft	Light Jet	
SBR1	Sabreliner	NA Rockwell	Light Jet	
SBR2	Sabreliner	NA Rockwell	Light Jet	
SJ30	Syberjet SJ30	SyberJet	Light Jet	
TBM7	Socata TBM 700	Daher-Socata	Turboprop	
TBM8	Socata TBM 850	Daher-Socata	Turboprop	
TBM9	Socata TBM 900 series	Daher-Socata	Turboprop	
WW23	1123 Westwind	IAI	Midsize Jet	
WW24	1124 Westwind	IAI	Midsize Jet	
EA50	Eclipse 500	Eclipse	Light Jet	

The list is permanently updated ...

DISCLAIMER

This report is provided by EBAA for information purposes only and no representation, warranties or other assurances, express or implied, are given as to the quality, accuracy, or completeness of the information contained in, or provided in connection with the report.

Recipients of this report must determine for themselves whether any matters referred to are suitable for their purposes. Neither EBAA nor any of their affiliates, agents, partners, representatives, consultants or any other company, firm or organisation involved in producing this report, nor any of their successors or assign or any employees, officer or director of any of them shall have any liability with respect to the use or reliance on the report by any person, irrespective of any negligence, omission or default, on the part of the foregoing persons.

Any reproduction or publication of this report, in whole or in part, is strictly forbidden without the written consent of EBAA. Please write to communications@ebaa.org for questions related to the use of this report.

For more information, please contact:

Square de Meeûs 37
BE - 1000 Brussels - Belgium

Phone: +32 2 318 28 00
Fax: +32 2 318 28 01

Follow us



@EUROPEANBUSINESSAVIATIONASSOCIATION



@EBAAORG



EUROPEAN BUSINESS AVIATION ASSOCIATION



@EUROPEAN_BUSINESS_AVIATION

www.ebaa.org