

**Caloric Restriction**



**Rpd3**



**Sir2**



**Life span extension**

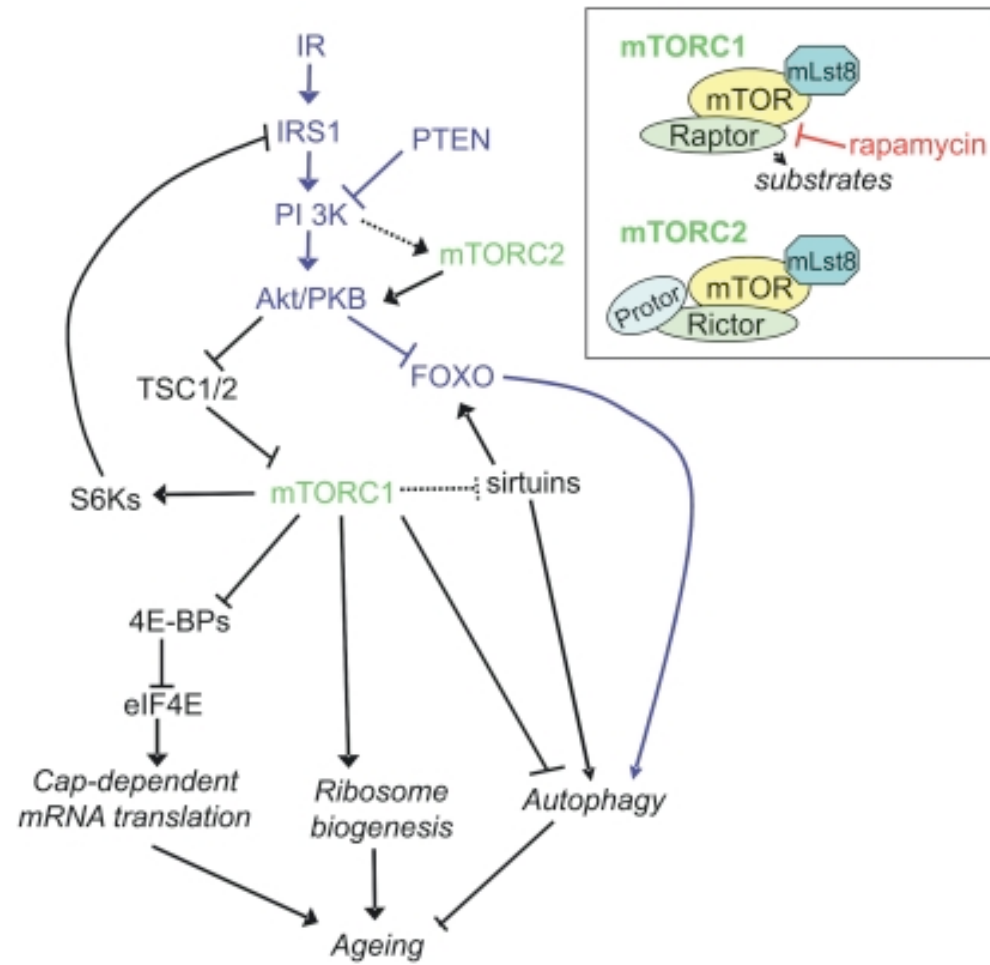


## TOR (the target of rapamycin)

Protein chinasi coinvolte nella sintesi proteica e nell'autofagia

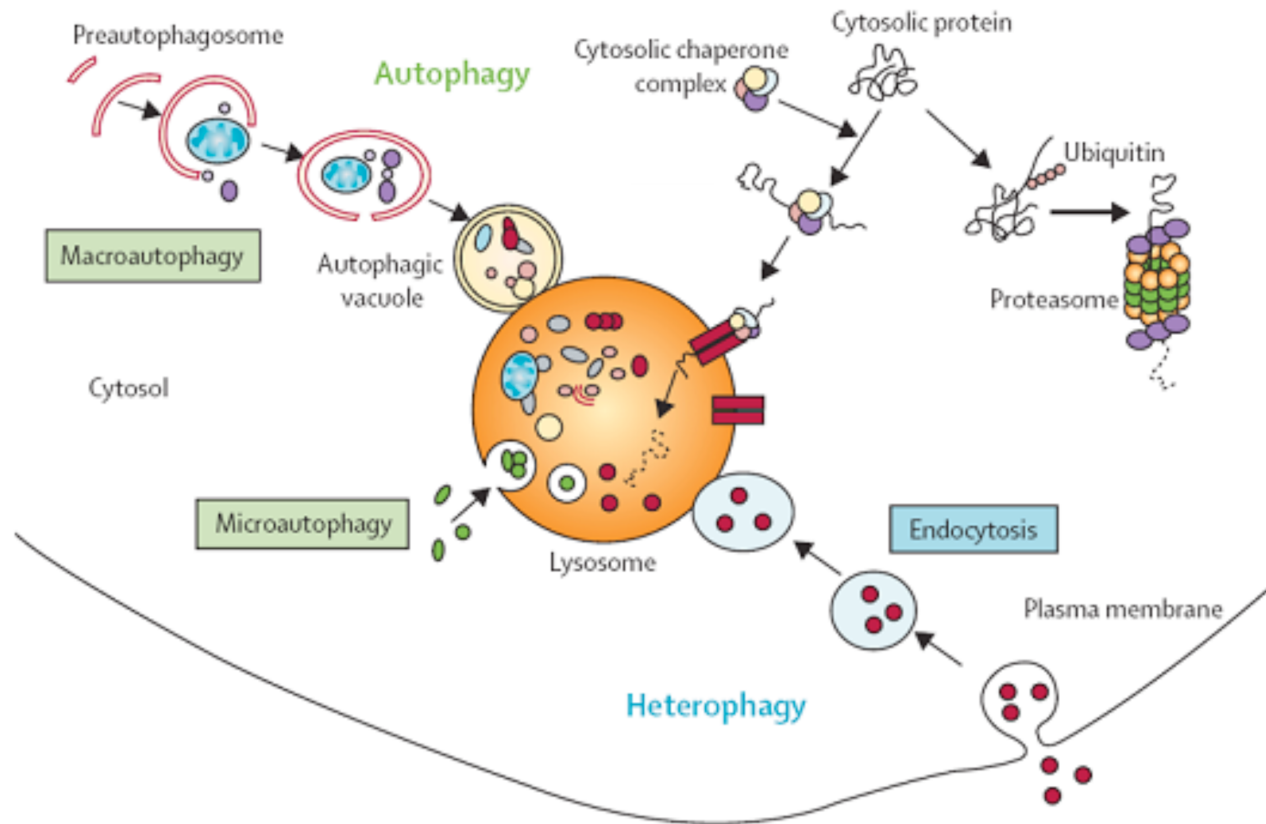
Alterazioni della via di segnalazione TOR estende la durata della vita!

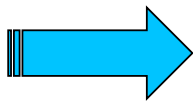
La funzione della via di segnalazione TOR nel controllo dell'invecchiamento suggerisce un legame tra nutrizione, metabolismo e longevità.



# autofagia

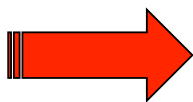
Meccanismo evolutivamente conservato che regola il turnover di componenti citoplasmatici e la rimozione di organelli danneggiati





**Table 1. List of autophagy and protein synthesis homologs referred to in this review in *S. cerevisiae*, mammals, *C. elegans* and *D. melanogaster* and their effects on lifespan when known**

Mammalian	<i>S. cerevisiae</i>	<i>C. elegans</i>	<i>D. melanogaster</i>	Function	Effect on longevity
Unc-51 like kinases 1 & 2 (ULK1&2)	Atg1	Unc-51	DrATG1	Induction of autophagy	Loss of function mutation increases tissue ageing & decreases lifespan in <i>C. elegans</i> [49]
APG5	Atg5	Atgr-5	DrATG5	Autophagosome assembly	
Beclin-1	Atg6	Bec-1	DrATG6	Autophagosome assembly	Loss of function mutation increases tissue ageing & decreases longevity in <i>C. elegans</i> [49]
APG7	Atg7	Atgr-7	DrATG7	Autophagosome assembly	Knockdown/mutation reduces lifespan in <i>D. melanogaster</i> and <i>C. elegans</i> [49, 50]
LC3 (APG8)	Atg8	Igg-1	DrATG8	Autophagosome assembly	Reduced expression decreases longevity & enhanced expression increases lifespan in <i>D. melanogaster</i> [54,55]
APG12	Atg12	Igg-3	DrATG12	Autophagosome assembly	
WIP1	Atg18	Atgr-18	CG11975	Recruitment of protein to vesicle membrane	Loss of function mutation increases tissue ageing and decreases lifespan in <i>C. elegans</i> [49]
mTOR	TOR	Let-363	DrTOR	Repression of autophagy	Inhibition extends lifespan in yeast, <i>C. elegans</i> and <i>D. melanogaster</i> [20-22]
S6K	Sch9p	Rsk-1	dS6K	Phosphorylates S6, a component of the 40S ribosomal subunit	Impairing expression in <i>C. elegans</i> & <i>D. melanogaster</i> extends lifespan [37, 39]
eIF4E	CDC33	Ife-1 – Ife-5	eIF4E-4	Translation initiation (binds mRNA's 5'-cap)	Knockout in <i>C. elegans</i> extends lifespan independent of Daf-2 & TOR pathways [39]
Mnk1 and Mnk2	-	Mnk-1	Lk6	eIF4E kinase	Affects lifespan in <i>D. melanogaster</i> [43]
FoxA 1, 2 & 3	PHA-4	Pha-4	forkhead	Transcription factor	Enhanced activity increases lifespan [71]
FOXO 1, 3 and 4	-	Daf-16	dFOXO	Transcription factor	Overexpression increases lifespan in <i>D. melanogaster</i> and <i>C. elegans</i>

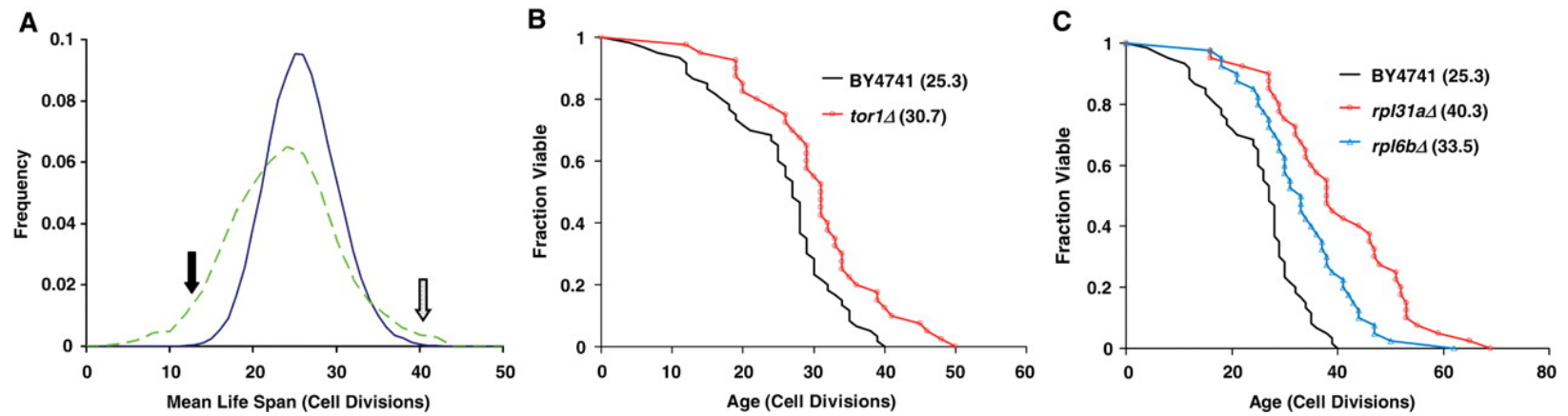


# Regulation of Yeast Replicative Life Span by TOR and Sch9 in Response to Nutrients

Matt Kaeberlein et al.

SCIENCE VOL 310 18 NOVEMBER 2005

**Fig. 1. TOR activity is an important modifier of yeast longevity.**



Matt Kaerberlein et al. Science 2005;310:1193-1196



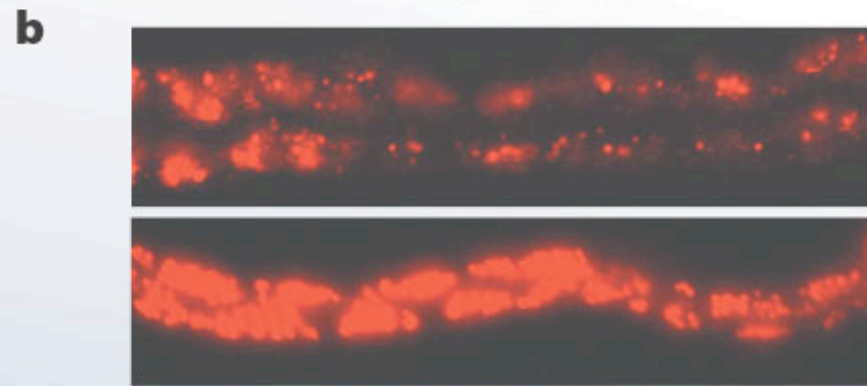
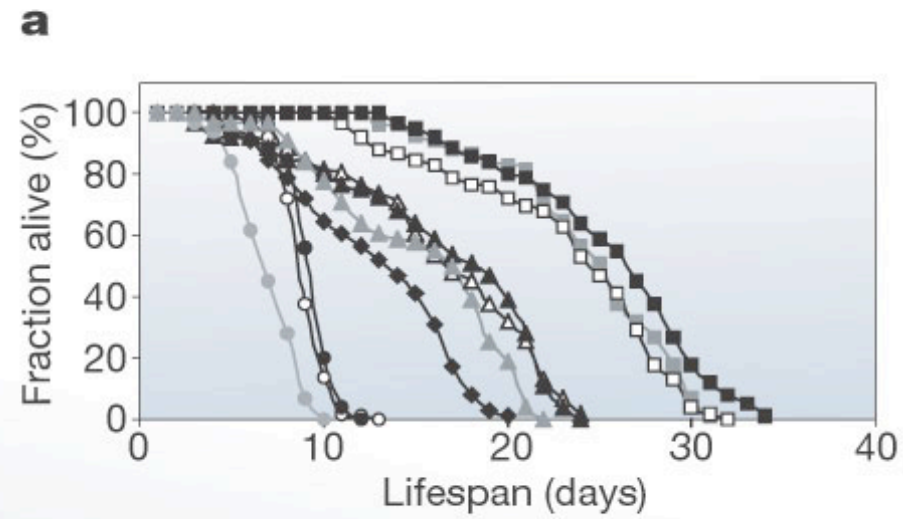
**Influence of TOR kinase on lifespan in *C. elegans***

**Tibor Vellai et al.**

**NATURE | VOL 426 | 11 DECEMBER 2003**



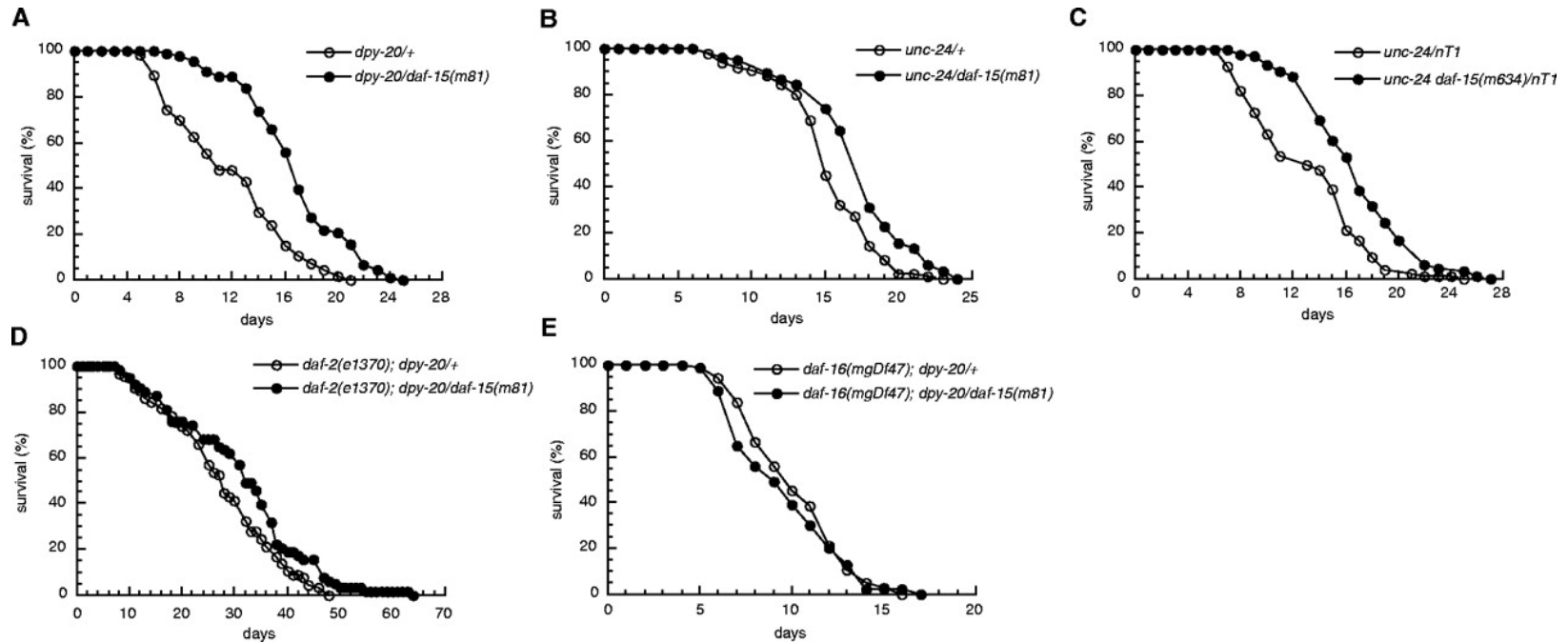
## Let-363 mutations extend the lifespan in *C. elegans*



**The TOR pathway interacts with the insulin signaling pathway to regulate *C. elegans* larval development, metabolism and life span**

**Kailiang Jia, Di Chen and Donald L. Riddle**  
Development 131, 3897-3906, 2004v

## Age phenotype of *daf-15/+* mutants in different genetic backgrounds.



Kailiang Jia et al. *Development* 2004;131:3897-3906



THE COMPANY OF  
**Biologists**

Published by The Company of Biologists Limited

**Development**

dev.biologists.org

# Daf-15 è epistatico su daf-16

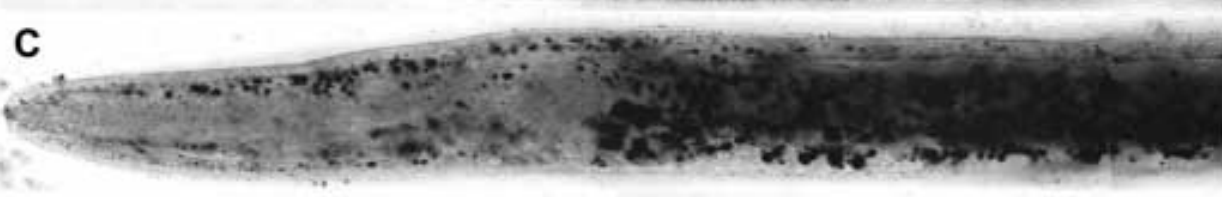
WT  
daf-2



daf-15



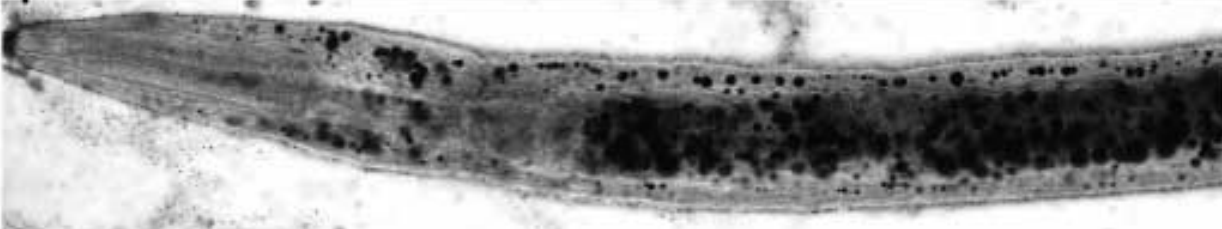
let-363



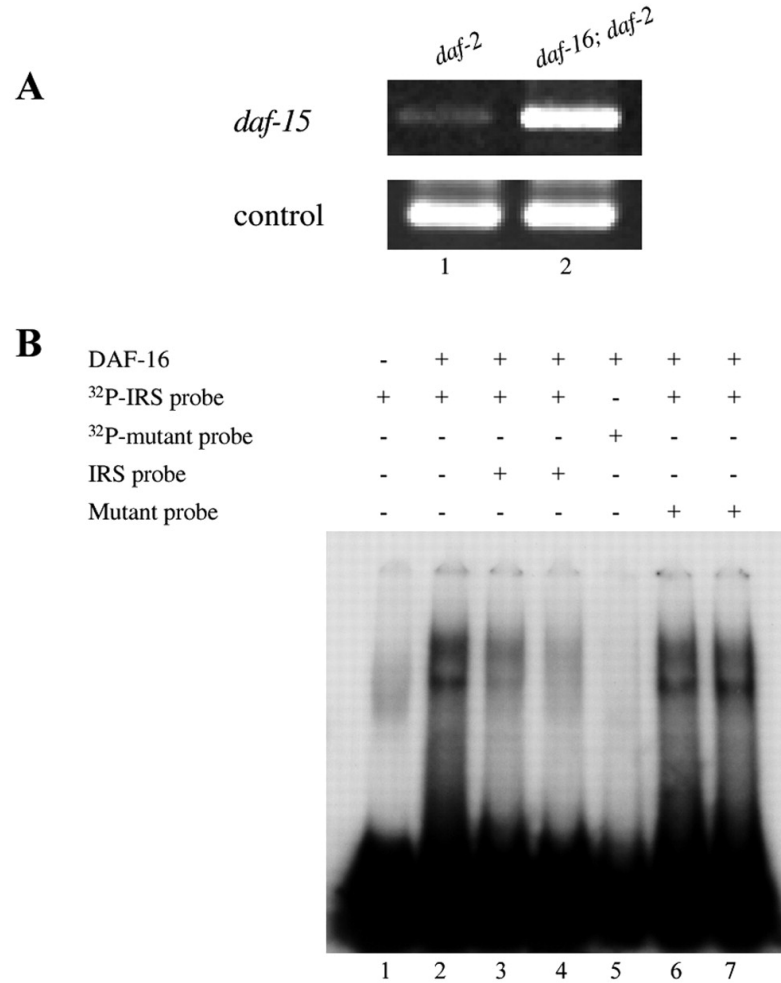
daf-16



daf-16/daf.15



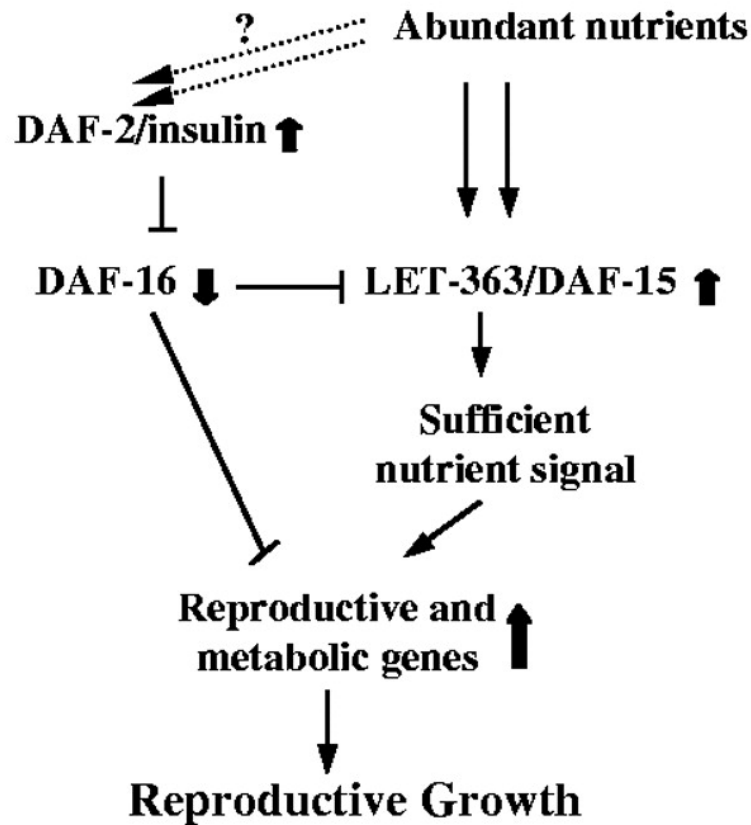
**DAF-16 negatively regulates the expression of daf-15.**



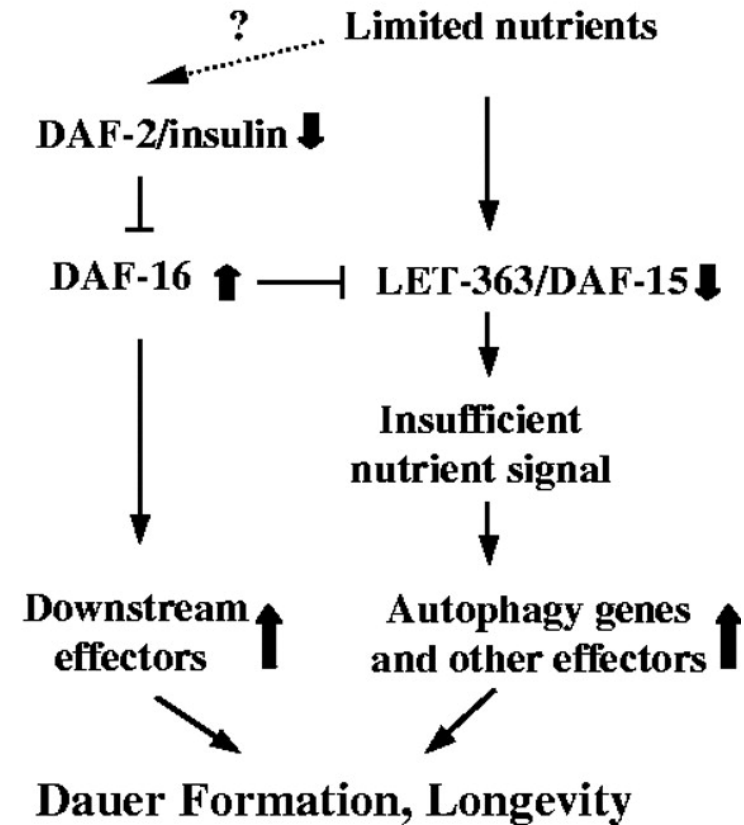
Kailiang Jia et al. *Development* 2004;131:3897-3906

A model for regulation of *C. elegans* larval development, metabolism and longevity.

**A**



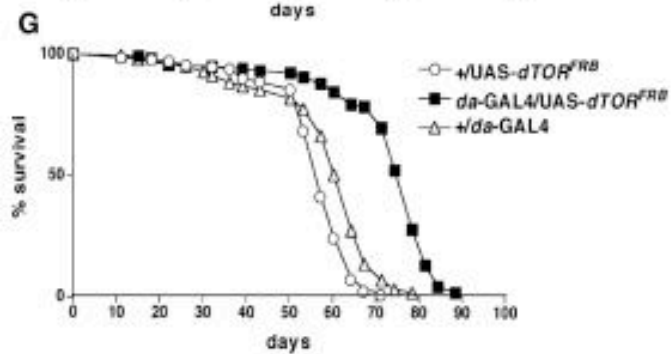
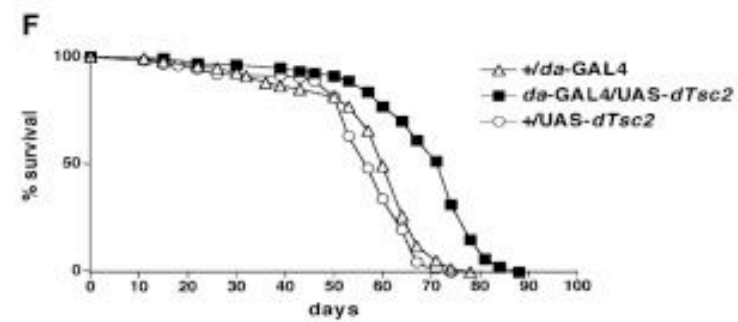
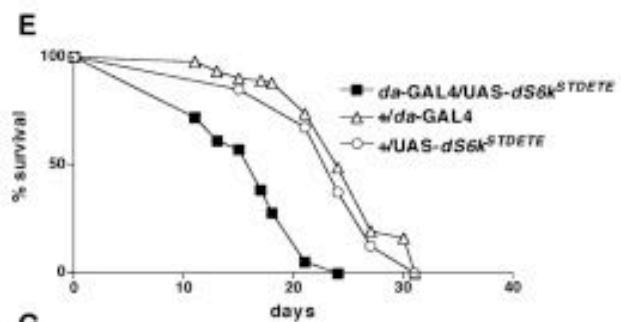
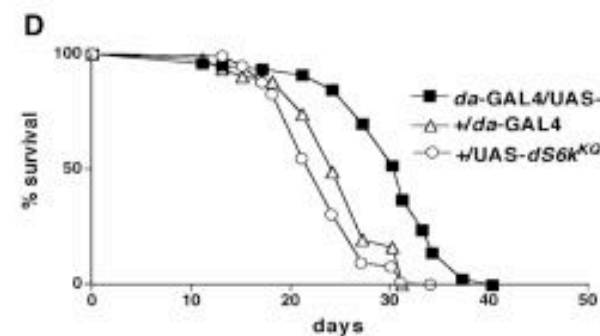
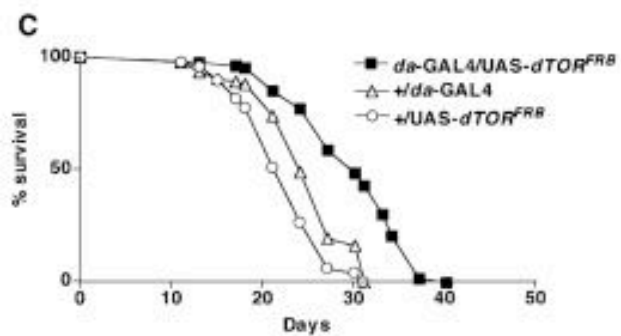
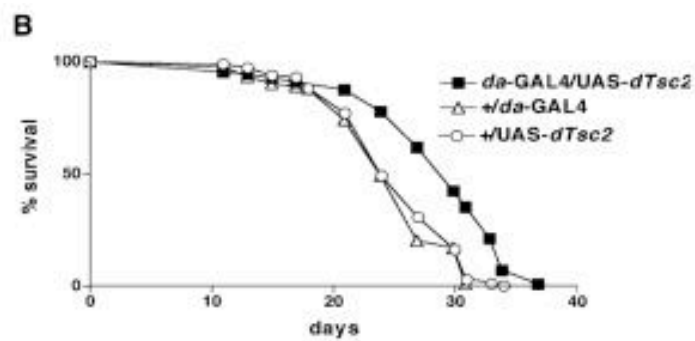
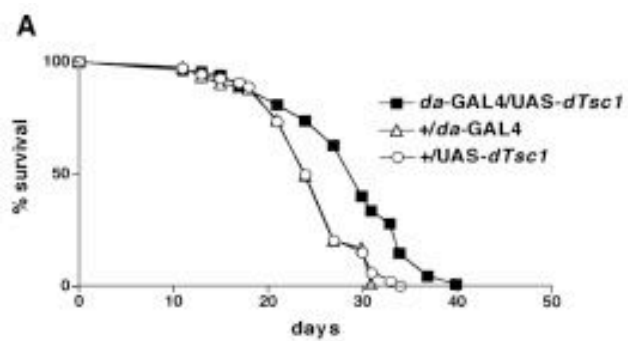
**B**



Kailiang Jia et al. *Development* 2004;131:3897-3906

**Regulation of Lifespan in *Drosophila*  
by Modulation of Genes in the TOR  
Signaling Pathway**

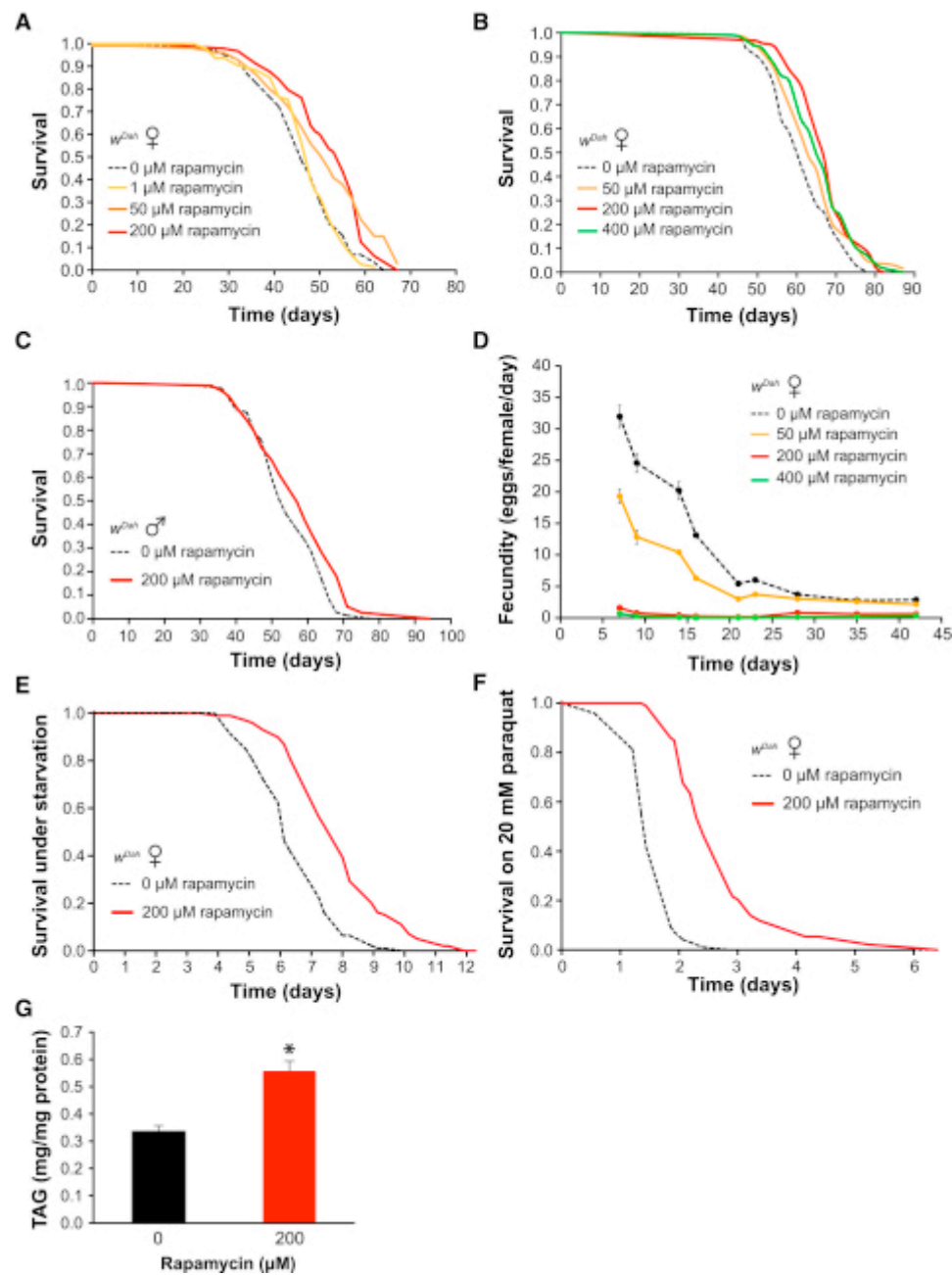
**Pankaj Kapahi et al.  
Current Biology, Vol. 14, 885–890, 2004**





Mechanisms of Life Span Extension by  
Rapamycin in the Fruit Fly *Drosophila*  
*melanogaster*

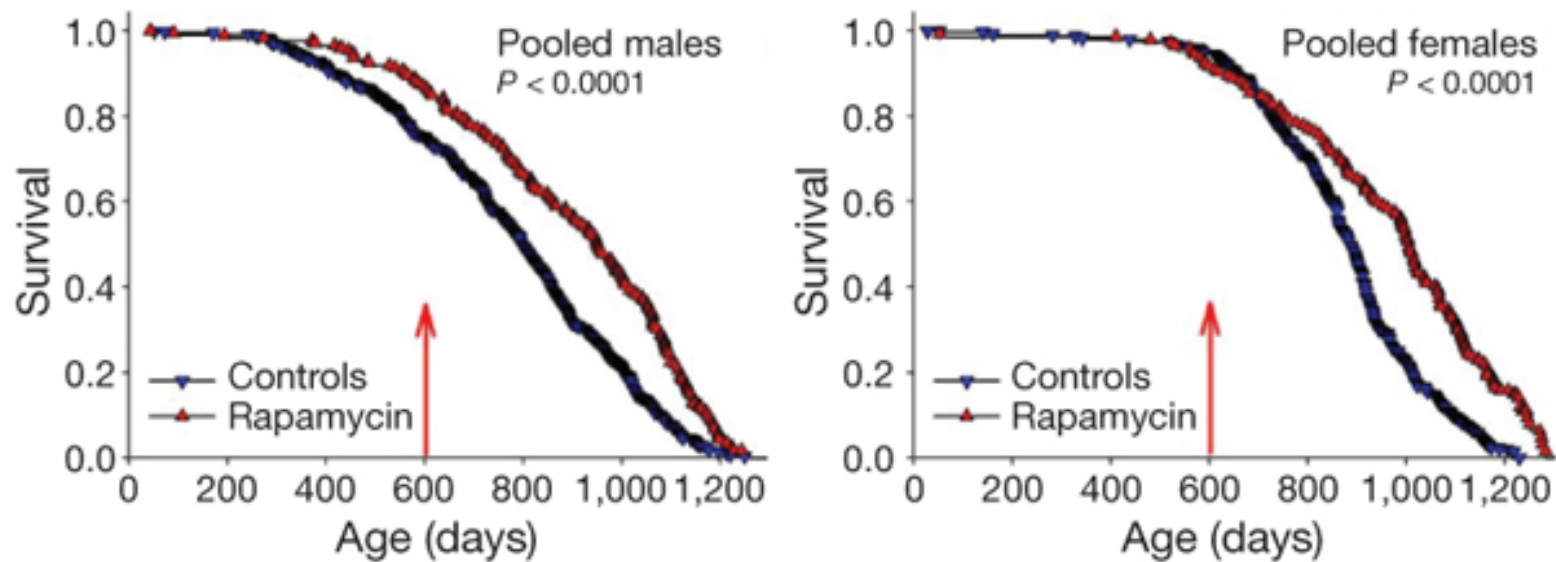
Ivana Bjedov et al. *Cell Metabolism* 11, 35–46,  
2010



# Rapamycin fed late in life extends lifespan in genetically heterogeneous mice

David E. Harrison et al.  
NATURE | Vol 460 | 16 July 2009

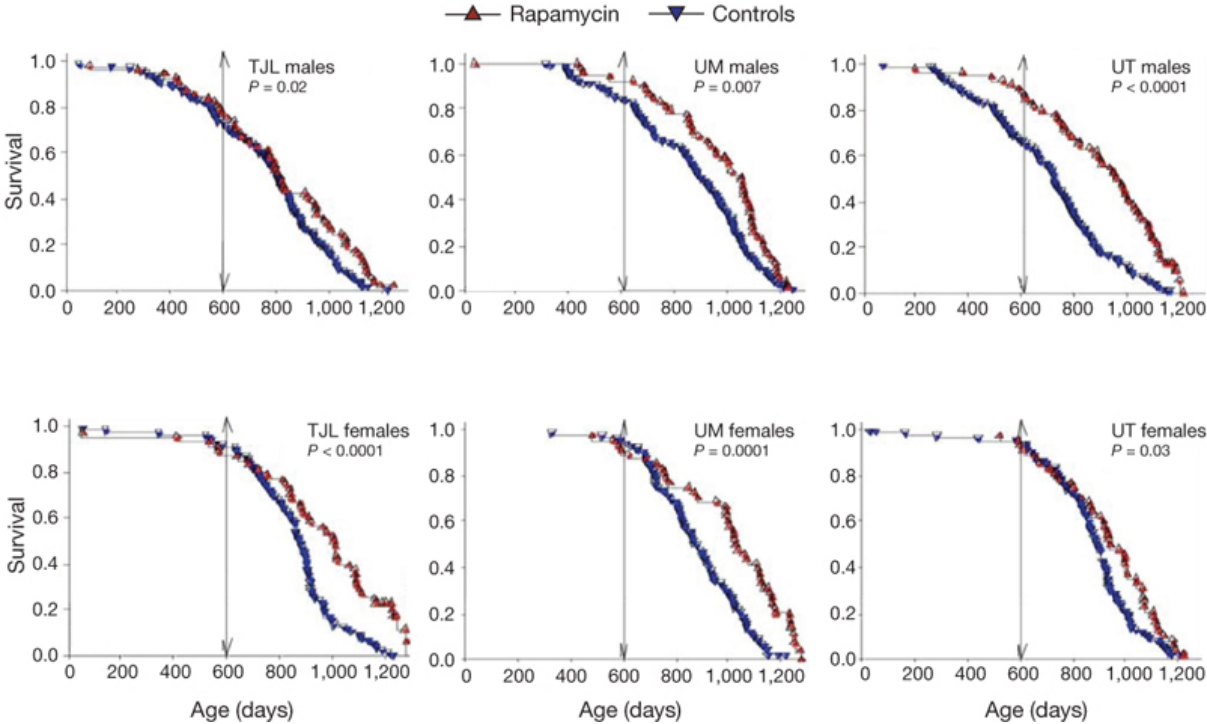
Survival plots for male and female mice, comparing control mice to those fed rapamycin in the diet starting at 600 days of age, pooling across the three test sites.



DE Harrison *et al. Nature* **000**, 1-4 (2009) doi:10.1038/nature08221

nature

Survival of control and rapamycin-treated mice for males and females for each of the three test sites separately.



DE Harrison *et al. Nature* **000**, 1-4 (2009) doi:10.1038/nature08221