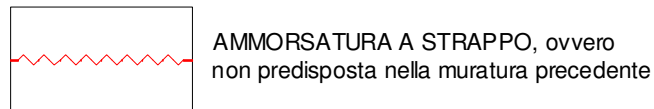
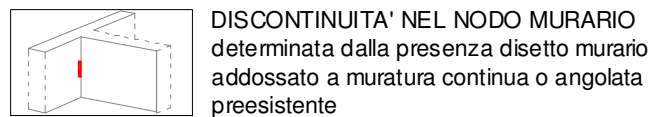
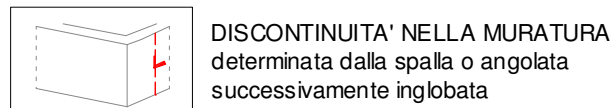
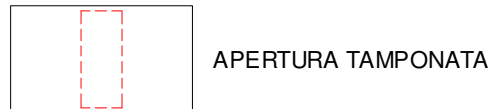
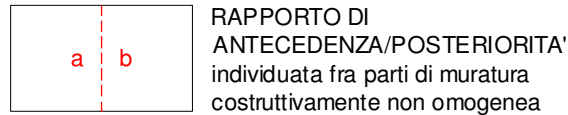
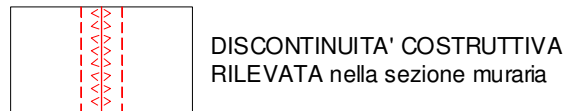
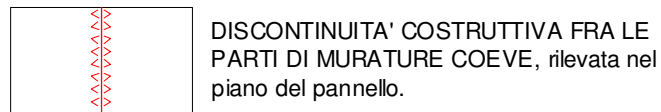


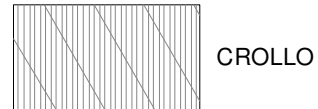
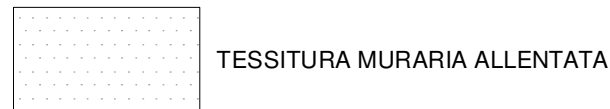
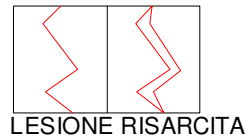
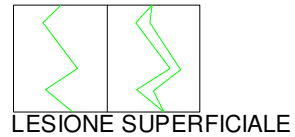
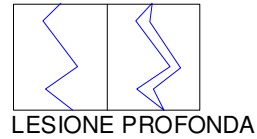
# Lesioni – quadro fessurativo

## LEGENDA CONNESSIONI E DISCONTINUITA'

N.R.	CONNESSIONE NON RILEVATA
ACC.	CONNESSIONE ACCERTATA
EFF.	CONNESSIONE EFFICACE
INEF.	CONNESSIONE NON EFFICACE
INC.	CONNESSIONE INCERTA
PARZ.	CONNESSIONE PARZIALE

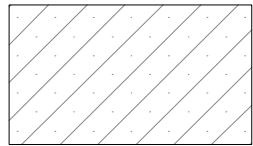


## LEGENDA STATI DI DANNO




	Lesione a "V" con lembi complanari
	Lesione a "V" con lembi su piani diversi
	Lesione a distacco costante con lembi complanari
	Lesione a distacco costante con lembi su piani diversi
	Lesione con assetto a trapezio con lembi complanari
	Lesione con assetto a trapezio con lembi su piani diversi
	Lesione orizzontale con assetto a "V"

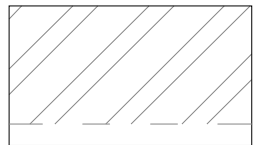
LEGENDA INTERVENTI PREGRESSI



TRASFORMAZIONI PLANIMETRICHE  
(aggiunta di corpi)



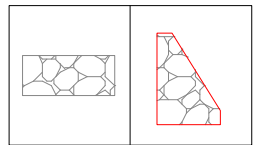
TRASFORMAZIONI IN ELEVATO  
(es.: facciata e/o abside realizzato in fase successiva al nucleo originario)



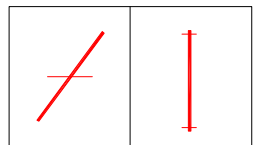
SOPRAELEVAZIONI



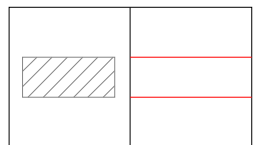
AMPLIAMENTI DELLA MURATURA



CONTRAFFORTI

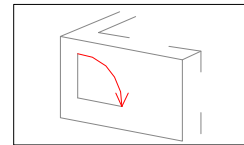


CATENE E TIRANTI METALLICI

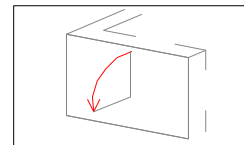


CORDOLI

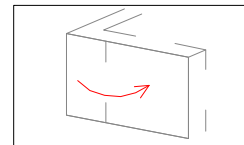
LEGENDA SCHEMA DI MECCANISMO



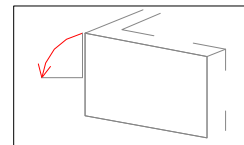
ROTAZIONE NEL PIANO - attorno all'asse  
ortogonale al piano considerato



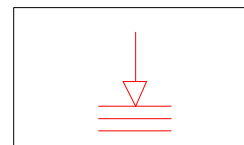
ROTAZIONE FUORI PIANO - attorno  
all'asse orizzontale



ROTAZIONE attorno all'asse verticale



ROTAZIONE ANGOLARE FUORI PIANO  
secondo direzione non coincidente con gli  
assi principali



SCHIACCIAMENTO